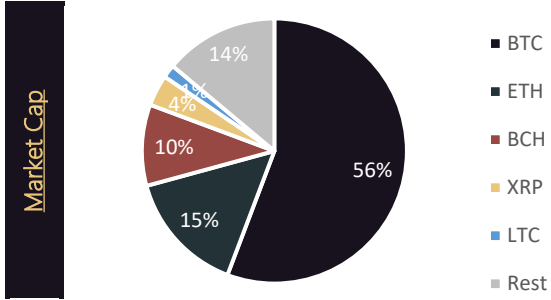


Date 15-11-2017
Day Wed

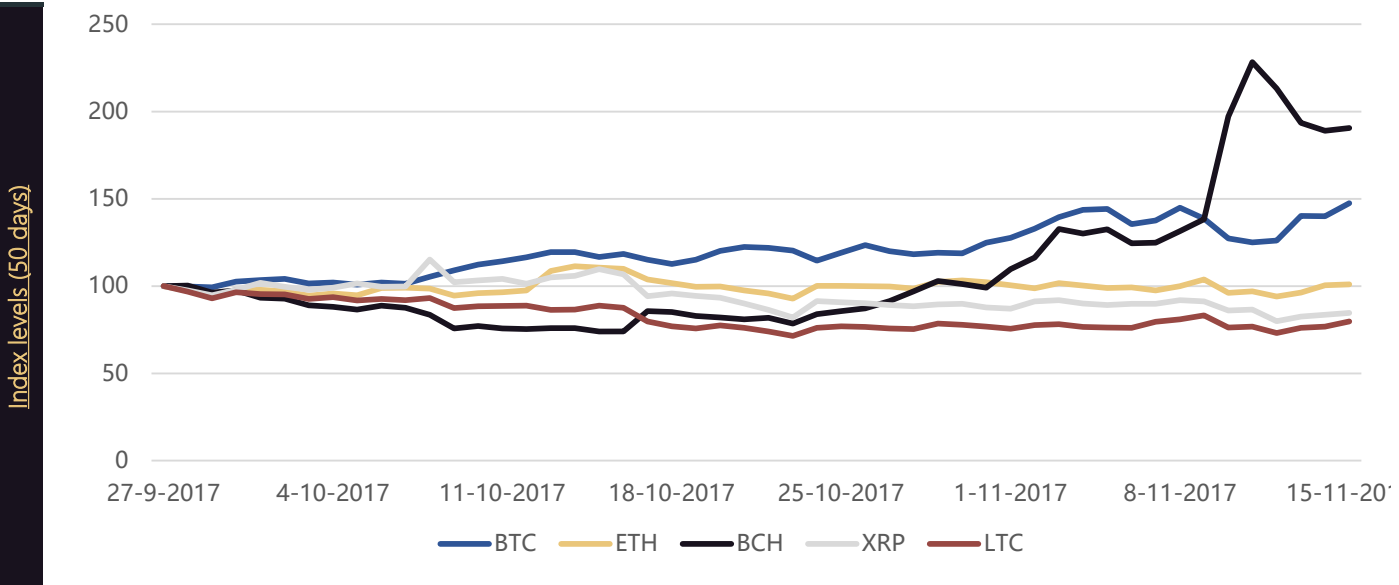
	Tot	lrg cap
# altcoins	100	10
Tot mkt Cap (bi \$)	214.19	195.20
tot 24h vol (bi \$)	7.39	6.22
avg 24h Ret (cap wgt)	-0.33%	6.18%
avg 7d ret	12.6%	12.1%
Fear index level	0.2915	



	Name	USD	AT high	7D	SD dec	SD mag	SD down	Traded vol	BTC cor	50 day
1	Bitcoin	7160	7493	-4%	68%	1.2	51%	3689	1.00	
2	Ethereum	336	395	11%	57%	0.4	112%	742	0.23	
3	Bitcoin Ca	1263.6	1315.4	101%	162%	0.9	111%	1195	0.10	
4	Ripple	0.2	0.4	0%	64%	0.3	155%	95	0.04	
5	Litecoin	64.1	87.9	3%	62%	0.7	74%	215	0.52	
6	Dash	433.5	434.5	43%	78%	0.2	224%	124	0.02	
7	NEO	29.4	53.0	7%	94%	0.5	112%	48	0.45	
8	IOTA	0.7	-	56%	-	-	-	53	-	
9	Monero	122.1	145.0	20%	83%	0.3	272%	52	0.10	
10	NEM	0.2	0.3	9%	91%	0.6	88%	7	0.33	

	Name	USD	7D	Cap (mio \$)	frf
1	Bytom	2.23	141%	111.33	50%
2	Ethereum	1263.64	101%	21234	100%
3	Waves	8.95	74%	369.05	77%
4	Zcash	17.43	70%	736.37	100%
5	NEO	0.68	56%	1891.76	100%
6	Ethereum	8.36	53%	960.63	100%
7	Bancor	23.08	52%	79.35	100%
8	Gnosis	50.95	48%	70.07	2%
9	SingularD	0.25	47%	87.07	35%
10	Litecoin	433.47	43%	3333.41	100%

	Name	USD	7D	Cap (mio \$)	frf
91	Kyber N	111.64	-8%	143.88	100%
92	Verge	4.68	-9%	90.35	29%
93	Blockne	0.11	-10%	112.75	70%
94	Lykke	0.01	-12%	91.35	100%
95	Ardor	2.26	-16%	227.96	100%
96	Byteball	1.54	-20%	152.84	50%
97	Bitquen	0.15	-20%	88.21	60%
98	Power L	2.14	-21%	86.60	41%
99	Streamr	0.54	-22%	48.94	50%
100	Particl	0.00	-69%	67.57	100%

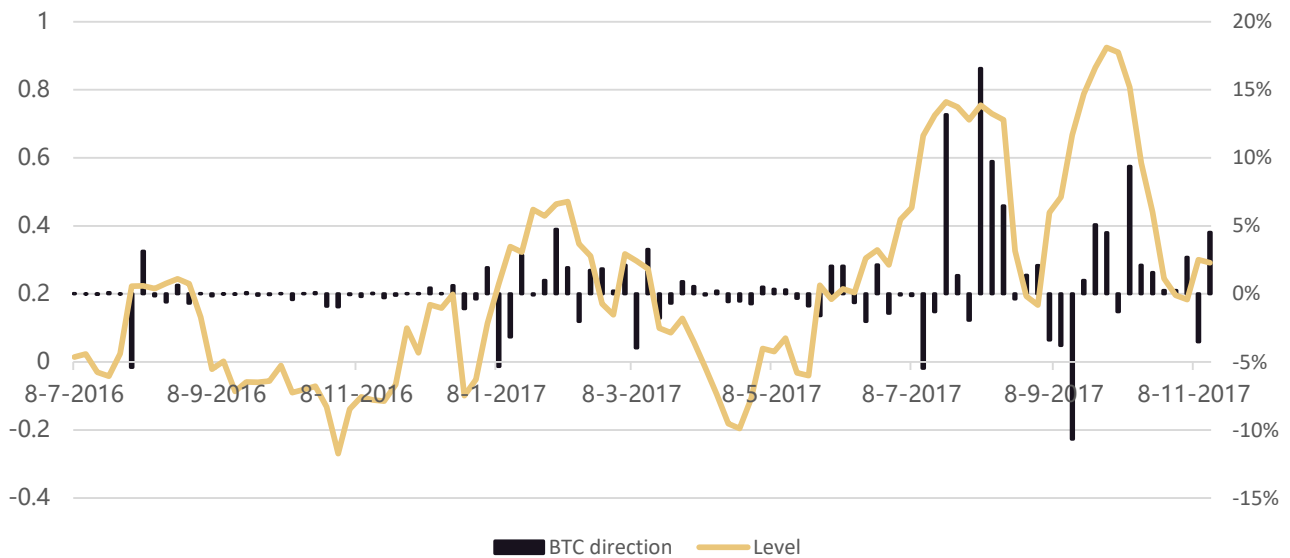


Sources:
<https://www.cryptocompare.com/>
<https://coinmarketcap.com/>

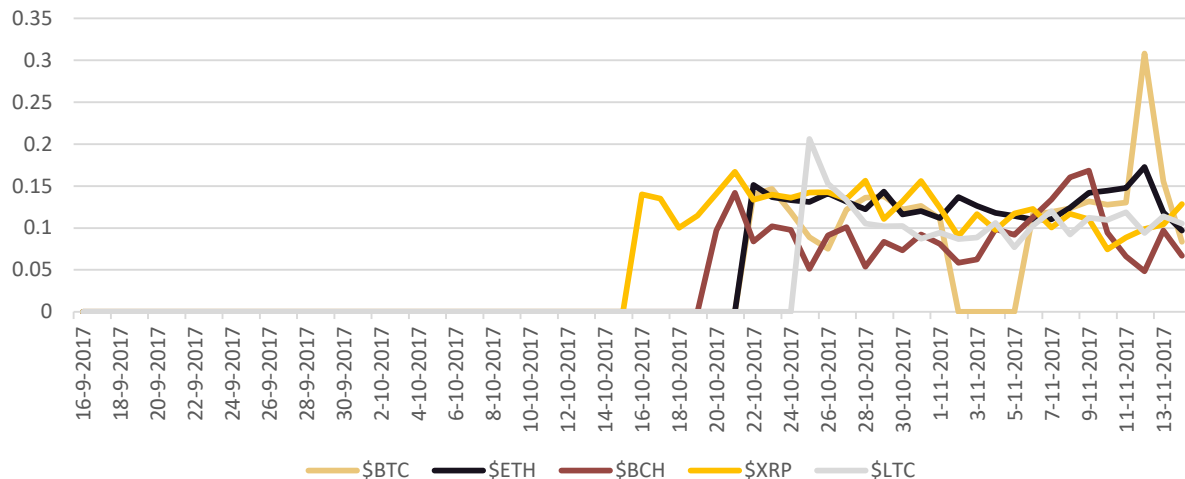
BTC regression

Name					Lagged BTC 1 day, n(30)		
	B1	SE	R2	Sig	B1	SE	Sig
1 Bitcoin	1.00	0.00	100%	●	0.17	0.19	●
2 Ethereum	0.66	0.00	5%	●	0.19	0.14	●
3 Bitcoin Ca	0.25	0.01	1%	●	-0.54	0.44	●
4 Ripple	0.14	0.00	0%	●	0.01	0.19	●
5 Litecoin	0.82	0.00	27%	●	0.01	0.16	●
6 Dash	0.17	0.01	0%	●	-0.13	0.19	●
7 NEO	1.07	-0.01	20%	●	0.37	0.23	●
8 IOTA	-	-	-		-	-	
9 Monero	0.56	0.00	1%	●	0.23	0.22	●
10 NEM	0.91	0.00	11%	●	0.44	0.22	●
11 Ethereum	0.64	0.00	12%	●	-0.07	0.23	●
12 Lisk	0.78	-0.02	0%	●	-0.01	0.34	●
13 Qtum	1.23	0.00	8%	●	-0.12	0.25	●
14 OmiseGO	1.26	0.01	22%	●	0.17	0.24	●
15 EOS	1.17	-0.01	19%	●	0.65	0.38	●

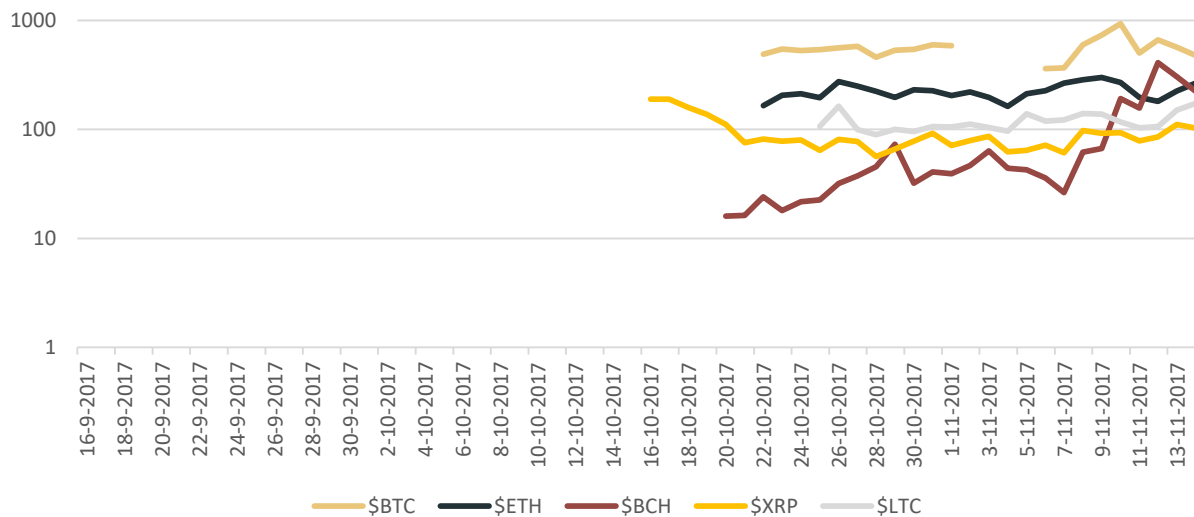
Correlation (fear/momentum) index



Sentiment (polarity) - Twitter



Twitter mentions



News

	mnt	sent
1 Bitcoin	30	0.0675
2 Bitcoin Ca	5	0.0227
3 Ethereum	5	-0.0093
4 DASH	2	0.35
5 ETH	2	0.1667
6 NEO	2	0
7 AE	1	0.2
8 Ardor	1	0
9 BTC	1	0
10 ETC	1	0.1111
11 Ethereum	1	0.1111
12 Golem	1	0
13 LTC	1	0
14 Metal	1	0.25
15 ZEC	1	0.3333

Sources:

<https://www.cryptocompare.com/>

<https://coinmarketcap.com/>

Top 50

Name	7d (%)	kt cap (mio)	Google		Reddit		Twitter metrics			Per \$				
			Subscr	Sentiment	mnt day	pos tw	cp/100	GT	Reddit	Tw	Pos	rcp		
1 BTC	-3.94	119,431	12.49	413.88	-4.77	15,757	4427	30859	1	0.35	0.13	3.71	25.84	
2 ETH	11.34	32,135	1.35	149.79	9.31	5,860	302	11605	0	0.47	0.18	0.94	36.11	
3 BCH	101.02	21,234	1.14	-	-	2,989	95	5936	1	-	0.14	0.45	27.96	
4 XRP	-0.11	8,138	0.70	36.34	1.70	2,381	61	2197	1	0.45	0.29	0.75	26.99	
5 LTC	3.21	3,453	0.44	70.83	-0.43	2,865	117	4700	1	2.05	0.83	3.38	136.12	
6 DASH	42.59	3,333	3.50	0.61	0.22	2,138	79	2581	11	0.02	0.64	2.36	77.41	
7 NEO	6.83	1,911	2.84	35.30	5.46	2,365	134	4078	15	1.85	1.24	7.02	213.37	
8 MIOTA	55.91	1,892	0.28	26.87	3.15	116	2	42	1	1.42	0.06	0.08	2.21	
9 XMR	19.84	1,875	0.26	37.82	6.19	1,092	50	1656	1	2.02	0.58	2.67	88.31	
10 XEM	9.2	1,793	1.28	7.43	3.03	571	8	322	7	0.41	0.32	0.43	17.93	
11 ETC	25.72	1,715	0.04	-	-	1,028	56	1880	0	-	0.60	3.24	109.62	
12 LSK	53.18	961	0.10	17.68	9.02	915	26	682	1	1.84	0.95	2.75	71.02	
13 QTUM	0.12	860	0.02	4.99	1.28	976	73	1053	0	0.58	1.14	8.52	122.46	
14 OMG	11.46	773	0.04	1.51	0.00	1,102	43	1167	0	0.20	1.42	5.61	150.90	
15 EOS	41.06	744	1.48	4.27	0.65	289	3	348	20	0.57	0.39	0.43	46.74	
16 ZEC	15.06	739	0.12	-	-	1,033	41	2157	2	-	1.40	5.55	291.95	
17 HSR	70.28	736	0.00	0.03	0.80	107	20	66	0	0.00	0.15	2.77	9.01	
18 ADA	16.63	709	0.06	2.51	1.26	699	27	931	1	0.35	0.99	3.75	131.31	
19 XLM	17.12	636	-	-	-	754	25	1151	-	-	1.19	3.90	180.99	
20 USDT	0.36	599	0.12	0.41	0.52	307	9	623	2	0.07	0.51	1.54	103.96	
21 BCC	-8.2	557	0.47	1.32	0.04	1,048	46	1294	8	0.24	1.88	8.33	232.22	
22 WAVES	19.6	484	-	0.30	0.29	1,023	30	1340	-	0.06	2.11	6.20	276.85	
23 PPT	74.15	369	0.08	-	-	53	3	90	2	-	0.14	0.92	24.27	
24 STRAT	18.66	357	0.03	2.52	0.84	1,021	42	1070	1	0.71	2.86	11.65	299.76	
25 ARK	17.33	303	-	41.18	0.03	818	55	912	-	13.59	2.70	18.15	300.92	
26 STEEM	5.09	234	-	1.25	0.13	279	3	279	-	0.53	1.19	1.28	119.12	
27 BTS	36.49	231	0.01	3.90	0.04	590	47	449	1	1.68	2.55	20.39	193.91	
28 ARDR	9.09	228	-	2.55	0.62	199	11	287	-	1.12	0.87	4.73	125.61	
29 KMD	-16.45	228	0.25	0.02	0.15	1,018	27	1149	11	0.01	4.47	12.02	503.94	
30 BCN	-7.22	218	0.03	-	-	154	0	131	1	-	0.71	0.18	60.20	
31 REP	7.5	208	0.03	5.09	1.25	157	1	147	1	2.44	0.75	0.29	70.56	
32 DCR	13.79	204	0.01	4.06	0.65	424	15	432	1	1.99	2.07	7.34	211.11	
33 SALT	23.25	186	-	0.38	0.03	377	16	430	-	0.21	2.02	8.71	231.01	
34 MAID	0.01	185	0.00	0.18	0.29	136	5	69	0	0.10	0.74	2.81	37.28	
35 VTC	14.71	178	0.08	17.62	0.75	1,115	40	1222	5	9.89	6.26	22.22	685.61	
36 PAY	-0.83	177	0.03	8.16	0.06	652	20	982	2	4.62	3.69	11.10	556.04	
37 GNT	5.58	174	-	0.83	0.33	269	17	370	-	0.48	1.55	9.89	212.73	
38 PIVX	10.09	173	-	4.45	0.27	399	13	383	-	2.57	2.30	7.50	220.74	
39 VERI	28.26	169	-	-	-	-	0	0	-	-	0.00	0.00	0.00	
40 MONA	14.43	168	-	1.17	0.10	414	13	435	-	0.69	2.46	7.62	258.87	
41 GAS	0.03	167	-	0.10	0.00	178	7	379	-	0.06	1.07	4.20	227.68	
42 DGD	20.31	157	0.00	-	-	156	3	41	0	-	0.99	1.65	26.24	
43 FCT	11.04	155	0.01	6.19	1.60	536	10	814	1	4.01	3.47	6.73	526.87	
44 GBYTE	30.72	153	0.00	-	-	319	7	242	0	-	2.08	4.70	158.18	
45 BNB	-19.54	153	0.01	-	-	293	33	545	1	-	1.91	21.59	356.80	
46 TRX	0.41	152	-	4.10	4.08	78	1	58	-	2.70	0.51	0.79	38.25	
47 DOGE	13.36	151	0.12	81.96	1.25	556	14	1468	8	54.30	3.69	9.54	972.82	
48 KNC	4.68	146	-	-	-	161	7	140	-	-	1.11	4.81	95.81	
49 BTCD	-8.32	144	0.00	0.25	0.14	194	3	78	0	0.17	1.35	1.95	54.23	
50 BAT	-0.49	144	0.00	-	-	570	36	480	0	-	3.97	24.92	334.40	

50-100

Name	Google			Reddit		Twitter metrics			Per \$				
	7d (%)	kt cap (mio)		Subscr	Sentiment	mnt day	pos tw	rcp	GT	Reddit	Tw	Pos	rcp
51 SC	18.15	134	0.03	16.83	1.42	487	13	743	2	12.55	3.63	9.84	554.30
52 WTC	1.08	133	0.88	0.01	0.00	500	13	517	66	0.01	3.76	10.07	388.47
53 SYS	10.95	122	0.01	2.16	0.47	799	68	1077	1	1.77	6.56	55.99	883.81
54 GAME	3.48	119	-	-	-	300	1	333	-	-	2.52	0.67	280.06
55 BLOCK	10.12	115	-	-	-	326	33	565	-	-	2.83	28.78	489.58
56 BTM	-9.81	113	0.28	0.06	0.06	49	19	83	25	0.06	0.44	16.67	73.72
57 RDN	141.31	111	-	-	-	-	0	0	-	-	0.00	0.00	0.00
58 ICN	16.82	110	0.01	5.64	0.11	47	2	102	1	5.13	0.43	1.46	92.85
59 ETP	-5.88	109	0.00	-	-	360	12	565	0	-	3.31	10.66	518.88
60 ZRX	-1.64	102	0.02	-	-	98	3	125	2	-	0.96	3.14	122.26
61 SNT	-4.44	102	27.76	-	-	249	11	159	2729	-	2.44	11.21	156.09
62 CVC	2.17	100	-	5.31	1.35	484	16	596	-	5.29	4.83	16.36	594.09
63 AE	-1.29	96	0.00	1.18	0.44	40	13	143	0	1.24	0.42	14.03	149.98
64 LKK	-2.72	95	0.06	1.38	0.76	94	0	27	6	1.45	0.99	0.00	27.80
65 XVG	-11.7	91	0.32	0.26	0.20	1,062	44	1543	35	0.29	11.63	48.17	1689.51
66 MTL	-8.5	90	-	-	-	405	21	345	-	-	4.48	23.69	381.82
67 BQX	39.71	90	0.01	1.65	0.02	76	19	226	1	1.84	0.85	21.18	252.12
68 SNGLS	-20.46	88	0.00	1.36	3.62	92	11	232	0	1.55	1.05	12.24	263.13
69 POWR	46.56	87	-	-	-	-	0	0	-	-	0.00	0.00	0.00
70 GXS	-20.93	87	0.00	-	-	68	16	149	0	-	0.79	18.94	171.91
71 DGB	6.18	86	0.02	8.27	1.00	998	35	1174	2	9.64	11.64	40.80	1369.19
72 PURA	22.82	86	0.84	-	-	85	2	91	98	-	0.99	2.10	106.13
73 BNT	4.8	83	0.13	2.98	0.56	158	6	30	16	3.60	1.91	6.78	36.53
74 XZC	52.38	79	-	-	-	-	0	0	-	-	0.00	0.00	0.00
75 STORJ	34.04	76	-	4.21	0.39	-	0	0	-	5.52	0.00	0.00	0.00
76 ATM	2.63	75	0.00	0.04	0.13	52	17	235	0	0.06	0.69	23.02	314.44
77 GNO	-1.47	72	0.04	0.24	1.60	180	5	39	6	0.33	2.49	6.93	53.79
78 OTN	47.67	70	-	-	-	-	0	0	-	-	0.00	0.00	0.00
79 VEN	7.77	70	0.00	1.02	1.37	175	4	147	0	1.47	2.51	5.74	211.48
80 NXT	13.84	68	0.50	3.89	0.33	481	19	703	73	5.68	7.03	28.06	1027.58
81 PART	-0.86	68	0.00	1.09	-0.27	259	4	166	0	1.60	3.80	6.17	244.29
82 B3	-68.52	68	-	-	-	-	0	0	-	-	0.00	0.00	0.00
83 FUN	1.65	65	-	0.07	0.20	221	33	345	-	0.11	3.39	50.69	529.42
84 LINK	-3.26	63	0.02	1.00	0.97	186	26	319	3	1.59	2.95	41.85	506.37
85 RCN	-7.08	61	-	-	-	-	0	0	-	-	0.00	0.00	0.00
86 MCO	5.79	60	-	0.34	-0.02	533	28	399	-	0.56	8.86	46.18	662.59
87 ADX	8.71	57	0.05	2.53	0.85	552	15	607	9	4.43	9.65	26.90	1060.88
88 ZEN	-0.57	55	0.02	-	-	406	6	371	3	-	7.37	11.25	673.96
89 CNX	-6.7	55	-	-	-	-	0	0	-	-	0.00	0.00	0.00
90 BDL	2.68	54	0.00	-	-	70	39	103	1	-	1.30	72.22	190.98
91 NXS	3.26	54	-	16.46	1.88	190	9	280	-	30.49	3.53	16.67	518.21
92 NAV	0.99	52	0.00	-	-	301	11	270	1	-	5.77	21.06	517.91
93 FAIR	7.59	52	-	-	-	-	0	0	-	-	0.00	0.00	0.00
94 EDG	14.64	52	-	-	-	-	0	0	-	-	0.00	0.00	0.00
95 ZSC	-1.34	49	-	-	-	-	0	0	-	-	0.00	0.00	0.00
96 DATA	-6.57	49	-	-	-	-	0	0	-	-	0.00	0.00	0.00
97 KCS	-22.42	49	-	-	-	-	0	0	-	-	0.00	0.00	0.00
98 UBTQ	4.85	48	0.02	2.39	1.46	248	9	241	5	4.94	5.14	19.04	498.57
99 RLC	8.71	48	-	-	-	259	9	238	-	-	5.40	19.19	497.36
100 MGO	28.71	47	0.01	0.29	-0.15	-	0	0	3	0.61	0.00	0.00	0.00

	Name	Latest Commit	Avg	Add	Del
1	BTC	-	-	-	-
2	ETH	-	-	-	-
3	BCH	-	-	-	-
4	XRP	-	-	-	-
5	LTC	-	-	-	-
6	DASH	-	-	-	-
7	NEO	29-10-2017	4	104	-10
8	MIOTA	22-10-2017	1	36	-25
9	XMR	29-10-2017	9	92	-45
10	XEM	-	-	0	0
11	ETC	-	-	-	-
12	LSK	12-11-2017	40	5599	-1965
13	QTUM	5-11-2017	17	905	-225
14	OMG	-	-	0	0
15	EOS	5-11-2017	21	34231	-17048
16	ZEC	5-11-2017	4	34	-12
17	HSR	-	-	0	0
18	ADA	5-11-2017	50	8403	-7798
19	XLM	29-10-2017	14	775	-690
20	USDT	-	-	0	0
21	BCC	-	-	0	0
22	WAVES	5-11-2017	43	1670	-1115
23	PPT	-	-	0	0
24	STRAT	5-11-2017	18	17551	-17074
25	ARK	-	-	0	0
26	STEEM	22-10-2017	8	84	-41
27	BTS	5-11-2017	6	115	-10
28	ARDR	-	-	-	-
29	KMD	22-10-2017	21	764	-288
30	BCN	-	-	0	0
31	REP	-	-	-	-
32	DCR	-	-	-	-
33	SALT	-	-	-	-
34	MAID	5-11-2017	4	307	-166
35	VTC	-	-	0	0
36	PAY	-	-	-	-
37	GNT	5-11-2017	21	461	-3149
38	PIVX	5-11-2017	12	939	-142
39	VERI	-	-	0	0
40	MONA	-	-	0	0
41	GAS	-	-	-	-
42	DGD	-	-	0	0
43	FCT	15-10-2017	23	205	-49
44	GBYTE	5-11-2017	8	55	-19
45	BNB	-	-	-	-
46	TRX	5-11-2017	8	296	-44
47	DOGE	-	-	0	0
48	KNC	-	-	0	0
49	BTCD	-	-	0	0
50	BAT	-	-	-	-

	Name	Latest Commit	Avg	Add	Del	
51	SC	29-10-2017	9	1041.8	-971	
52	WTC	-	-	-	-	
53	SYS	-	-	0	0	
54	GAME	5-11-2017	6	96.25	-41	
55	BLOCK	15-10-2017	12	115	-59	
56	BTM	5-11-2017	25	667168	-3891	
57	RDN	-	-	-	-	
58	ICN	-	-	0	0	
59	ETP	29-10-2017	3	57.6	-38	
60	ZRX	5-11-2017	9	492	-467	
61	SNT	-	-	-	-	
62	CVC	15-10-2017	1	138.25	-3	
63	AE	-	-	-	-	
64	LKK	-	-	-	-	
65	XVG	15-10-2017	7	219	-45	
66	MTL	-	-	-	-	
67	BQX	-	-	-	-	
68	SNGLS	-	-	0	0	
69	POWR	-	-	-	-	
70	GXS	-	-	-	-	
71	DGB	-	-	0	0	
72	PURA	-	-	0	0	
73	BNT	12-11-2017	16	985.4	-913	
74	XZC	-	-	-	-	
75	STORJ	-	-	-	-	
76	ATM	15-10-2017	3	161.25	0	
77	GNO	-	-	-	-	
78	OTN	-	-	-	-	
79	VEN	-	-	-	-	
80	NXT	-	-	-	-	
81	PART	-	-	-	-	
82	B3	-	-	-	-	
83	FUN	-	-	0	0	
84	LINK	29-10-2017	9	6	-4	
85	RCN	-	-	-	-	
86	MCO	15-10-2017	3	1.75	-1	
87	ADX	12-11-2017	5	10.2	-146	
88	ZEN	-	-	-	-	
89	CNX	-	-	-	-	
90	BDL	-	-	0	0	
91	NXS	-	-	-	-	
92	NAV	-	-	-	-	A
93	FAIR	-	-	-	-	
94	EDG	-	-	-	-	
95	ZSC	-	-	-	-	
96	DATA	-	-	-	-	
97	KCS	-	-	-	-	
98	UBQ	-	-	-	-	
99	RLC	-	-	-	-	
100	MGO	-	-	-	-	

Sources:

<https://www.cryptocompare.com/><https://coinmarketcap.com/>

Disclaimer

A lot of care and effort has been put in to creating this report. AltcoinAnalytics is however not responsible for errors or incorrect prices.

More info can be found at:

www.altcoinanalytics.com

Sources for all prices and data:

www.cryptocompare.com

www.coinmarketcap.com

Like this report? Support the improvements!

BTC 16qiVsKeizXNKX88vqtHYzx3oC53hBekrw

ETH 0xCa06C24007dcD4675D31168BFebb49CB83E0bF10

LTC Lg87U6THvG2ykmmSmzZxhXo9StUjFxFyilp