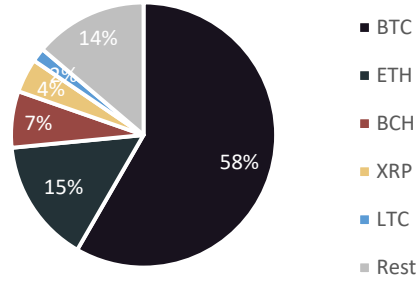


Date 10-11-2017
Day Fri

	Tot	lrg cap
# altcoins	100	10
Tot mkt Cap (bi \$)	194.71	177.23
tot 24h vol (bi \$)	9.68	8.46
avg 24h Ret (cap wgt)	0.21%	-2.39%
avg 7d ret	0.8%	-1.0%
Fear index level	0.306	

Market Cap



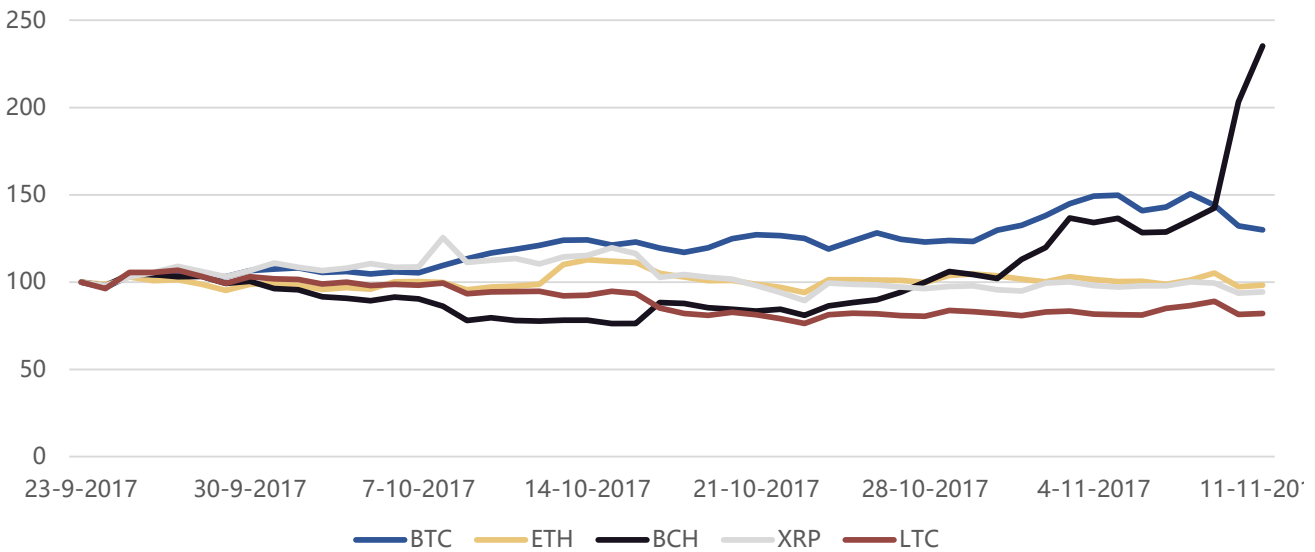
Top market cap

	Name	USD	AT high	7D	SD dec	SD mag	SD dowr	Traded vol	BTC cor	50 day
1	Bitcoin	6813	7493	-7%	62%	1.1	51%	3803	1.00	
2	Ethereum	308	395	3%	59%	0.4	112%	875	0.23	
3	Bitcoin Ca	799.4	1158.7	20%	168%	1.0	113%	2848	0.13	
4	Ripple	0.2	0.4	1%	63%	0.3	155%	128	0.04	
5	Litecoin	61.3	87.9	11%	63%	0.7	74%	295	0.52	
6	Dash	333.4	395.5	23%	53%	0.1	224%	110	0.02	
7	NEO	29.3	53.0	12%	102%	0.6	113%	54	0.46	
8	NEM	0.2	0.3	26%	99%	0.7	88%	10	0.34	
9	Monero	108.7	145.0	27%	92%	0.3	272%	89	0.10	
10	Ethereum	14.3	22.4	33%	79%	0.7	67%	251	0.34	

Top 7 day return

	Name	USD	7D	Cap (mio \$)	frfl		Name	USD	7D	Cap (mio \$)	frfl
1	Bytom	8.63	298%	112.19	68%	91	Siacoin	0.00	-7%	135.29	66%
2	KuCoin SI	0.13	95%	61.07	49%	92	cname	####	-7%	####	100%
3	Ark	6.54	86%	269.98	77%	93	Monacc	0.68	-8%	61.79	50%
4	Ubiq	0.50	84%	48.88	98%	94	Lykke	4.80	-9%	92.71	29%
5	FunFair	0.18	83%	63.50	35%	95	Metaver	61.30	-11%	122.60	100%
6	Civic	0.43	64%	99.24	85%	96	NAV Co	0.95	-13%	50.44	100%
7	Electrone	3.84	56%	179.32	39%	97	DigixDA	189.45	-16%	122.24	65%
8	PIVX	19.17	42%	167.65	100%	98	BitConn	1.05	-19%	484.64	46%
9	Augur	0.45	39%	202.04	100%	99	Streamr	1.17	-22%	52.42	42%
10	Decred	0.07	38%	194.04	100%	100	Vertcoir	0.04	-42%	181.10	100%

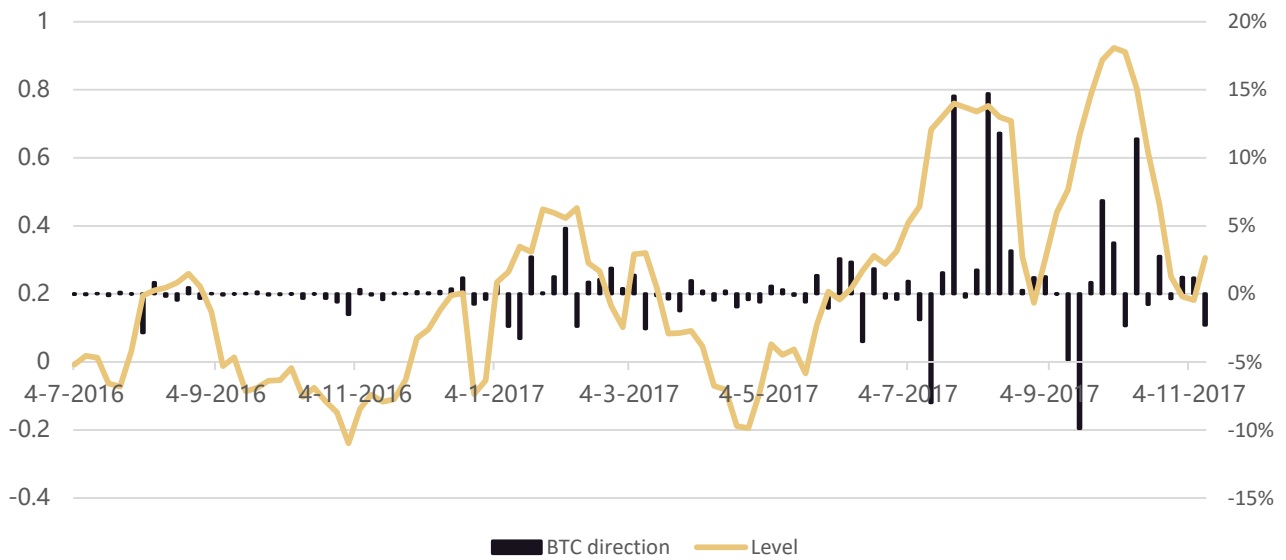
Index levels (50 days)



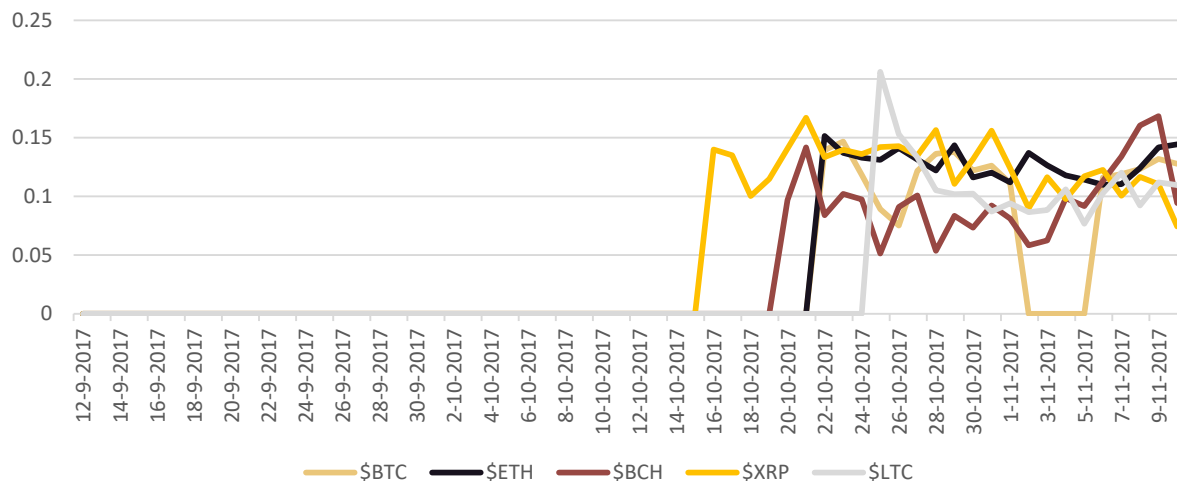
BTC regression

Name	B1	SE	R2	Sig	Lagged BTC 1 day, n(30)		
					B1	SE	Sig
1 Bitcoin	1.00	0.00	100%	●	0.24	0.18	●
2 Ethereum	0.66	0.00	5%	●	0.16	0.19	●
3 Bitcoin Ca	0.33	0.01	2%	●	-0.57	0.48	●
4 Ripple	0.14	0.00	0%	●	-0.06	0.21	●
5 Litecoin	0.82	0.00	27%	●	-0.05	0.18	●
6 Dash	0.18	0.01	0%	●	-0.04	0.13	●
7 NEO	1.12	0.00	21%	●	0.38	0.26	●
8 NEM	0.92	0.00	11%	●	0.36	0.26	●
9 Monero	0.57	0.00	1%	●	0.36	0.27	●
10 Ethereum	0.65	0.00	12%	●	-0.33	0.21	●
11 IOTA	-	-	-	-	-	-	-
12 Qtum	1.29	0.01	9%	●	-0.32	0.29	●
13 Cardano	-0.39	-0.02	1%	●	-0.06	0.48	●
14 OmiseGC	1.29	0.01	22%	●	0.19	0.25	●
15 Lisk	0.78	-0.02	0%	●	-0.14	0.38	●

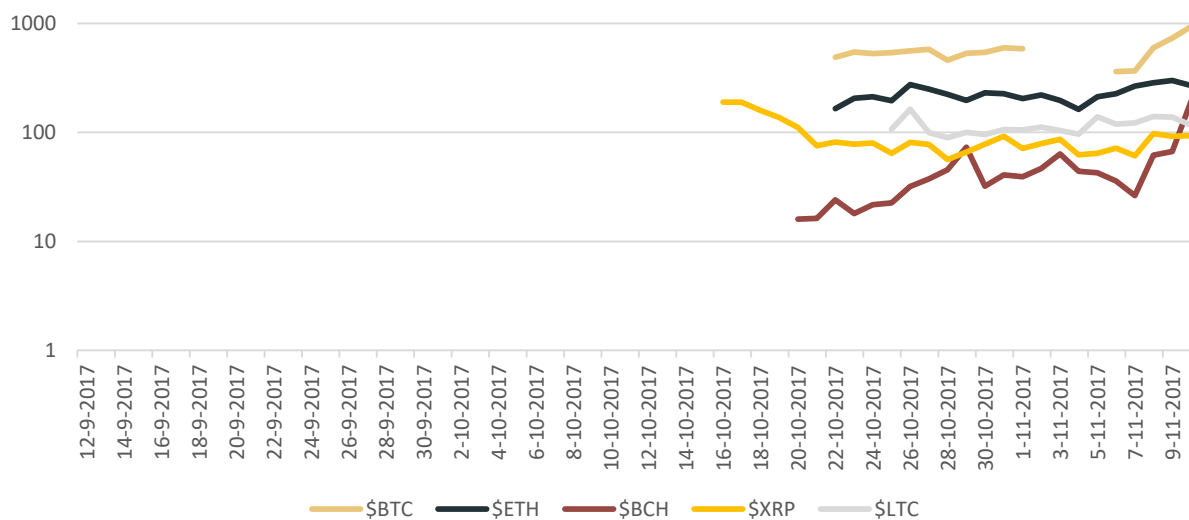
Correlation (fear/momentum) index



Sentiment (polarity) - Twitter



Twitter mentions



News

	mnt	sent
1 Bitcoin	30	0.0675
2 Bitcoin Cα	5	0.0227
3 Ethereum	5	-0.0093
4 DASH	2	0.35
5 ETH	2	0.1667
6 NEO	2	0
7 AE	1	0.2
8 Ardor	1	0
9 BTC	1	0
10 ETC	1	0.1111
11 Ethereum	1	0.1111
12 Golem	1	0
13 LTC	1	0
14 Metal	1	0.25
15 ZEC	1	0.3333

Sources:

<https://www.cryptocompare.com/>

<https://coinmarketcap.com/>

Top 50

Name	7d (%)	kt cap (mio)	Google		Reddit		Twitter metrics			Per \$				
			Subscr	Sentiment	mnt day	pos tw	cp/100	GT	Reddit	Tw	Pos	rcp		
1 BTC	-7.09	113,592	12.04	402.16	-42.37	13,568	677	22270	1	0.35	0.12	0.60	19.60	
2 ETH	3.41	29,448	1.50	146.28	19.39	7,805	459	14534	1	0.50	0.27	1.56	49.36	
3 BCH	19.52	13,412	0.28	-	-	1,795	80	3071	0	-	0.13	0.60	22.90	
4 XRP	0.66	8,078	0.75	35.43	-0.49	2,448	61	2287	1	0.44	0.30	0.76	28.31	
5 LTC	11.38	3,293	0.58	69.31	11.26	3,280	136	4913	2	2.10	1.00	4.13	149.17	
6 DASH	23.06	2,560	2.98	0.58	0.18	1,452	56	1311	12	0.02	0.57	2.18	51.20	
7 NEO	11.66	1,906	2.82	34.72	8.52	2,871	203	5786	15	1.82	1.51	10.67	303.52	
8 XEM	26.37	1,882	1.21	7.28	0.83	491	7	313	6	0.39	0.26	0.38	16.65	
9 XMR	26.92	1,668	0.30	35.75	0.85	1,180	64	1748	2	2.14	0.71	3.83	104.82	
10 ETC	32.71	1,391	0.02	-	-	1,213	47	2044	0	-	0.87	3.39	146.97	
11 MIOTA	34.18	1,375	0.34	25.57	2.22	40	1	37	2	1.86	0.03	0.09	2.68	
12 QTUM	15.28	846	0.02	4.92	0.42	977	55	910	0	0.58	1.15	6.45	107.52	
13 ADA	32.58	755	0.07	2.29	2.05	617	43	541	1	0.30	0.82	5.75	71.65	
14 OMG	13.9	748	0.05	1.48	0.00	1,242	89	1471	1	0.20	1.66	11.88	196.80	
15 LSK	29.02	652	0.10	17.19	4.21	750	32	914	2	2.63	1.15	4.91	140.07	
16 ZEC	10.21	641	0.12	-	-	957	52	1400	2	-	1.49	8.12	218.46	
17 XLM	29.88	583	-	-	-	844	34	1424	-	-	1.45	5.87	244.39	
18 USDT	0.05	567	0.12	0.40	0.51	278	9	286	2	0.07	0.49	1.59	50.45	
19 BCC	-4.7	562	0.41	1.19	0.00	1,119	49	1228	7	0.21	1.99	8.71	218.25	
20 EOS	-19.18	485	1.40	4.11	0.13	201	21	495	29	0.85	0.42	4.37	102.20	
21 HSR	7.65	440	0.00	0.02	0.80	24	4	62	0	0.01	0.05	0.82	14.09	
22 WAVES	25.94	435	-	0.30	0.39	1,053	50	1597	-	0.07	2.42	11.54	366.95	
23 STRAT	14.18	330	0.03	2.48	0.74	1,225	71	1149	1	0.75	3.71	21.46	348.28	
24 ARK	37.1	300	-	41.01	0.69	818	45	960	-	13.66	2.72	15.12	319.78	
25 PPT	85.96	270	0.06	-	-	38	1	35	2	-	0.14	0.30	12.91	
26 BCN	7.42	242	0.03	-	-	59	0	82	1	-	0.24	0.17	34.05	
27 KMD	-1.6	235	0.24	0.02	0.15	1,215	60	1526	10	0.01	5.17	25.64	650.01	
28 STEEM	0.78	226	-	1.22	0.04	267	4	177	-	0.54	1.18	1.94	78.34	
29 ARDR	8.86	220	-	2.53	0.79	264	12	307	-	1.15	1.20	5.45	139.55	
30 REP	14.84	206	0.03	5.05	0.35	176	2	212	1	2.45	0.85	1.16	102.99	
31 MAID	39.17	202	0.00	0.18	0.06	144	3	126	0	0.09	0.71	1.39	62.15	
32 DCR	24.84	200	0.01	3.99	0.94	383	19	708	1	2.00	1.92	9.61	354.40	
33 BTS	38.09	194	0.01	3.86	0.12	510	117	308	1	1.99	2.63	60.09	158.63	
34 PAY	6.32	190	0.04	-	-	814	38	1215	2	-	4.29	19.92	640.39	
35 VTC	37.97	182	0.13	16.61	34.10	1,062	66	1261	7	9.13	5.84	36.17	693.13	
36 ETN	-42.05	181	-	-	-	-	0	0	-	-	0.00	0.00	0.00	
37 SALT	56.47	179	-	-	-	322	11	248	-	-	1.79	6.25	138.27	
38 GAS	21.62	179	-	0.10	0.00	228	2	347	-	0.05	1.27	1.34	193.82	
39 BNB	26.34	176	0.01	-	-	305	21	344	1	-	1.73	12.14	195.23	
40 GNT	4.84	175	-	0.81	0.26	415	11	289	-	0.46	2.37	6.52	165.10	
41 PIVX	15.59	173	-	4.37	0.35	475	15	561	-	2.52	2.74	8.53	323.52	
42 FCT	41.51	168	0.02	6.16	0.96	554	13	695	1	3.67	3.30	7.52	414.58	
43 KNC	14.02	152	-	-	-	78	8	271	-	-	0.52	5.14	178.50	
44 MONA	6.3	151	-	1.13	0.30	205	8	274	-	0.75	1.36	5.29	181.00	
45 VERI	35.81	151	-	-	-	-	0	0	-	-	0.00	0.00	0.00	
46 BTCD	7.83	150	0.00	0.24	0.14	94	3	107	0	0.16	0.62	2.26	71.30	
47 BAT	5.64	150	0.00	-	-	357	48	387	0	-	2.38	32.12	257.82	
48 WTC	18.09	140	0.84	0.01	0.00	611	30	724	60	0.01	4.35	21.50	515.64	
49 DOGE	7.54	139	0.13	81.70	2.53	530	16	1009	10	58.92	3.82	11.40	727.54	
50 SC	28.27	138	0.05	16.72	3.45	390	18	626	4	12.08	2.82	13.29	452.50	

50-100

	Name	Google			Reddit		Twitter metrics			Per \$				
		7d (%)	kt cap (mio)		Subscr	Sentiment	mnt day	pos tw	rcp	GT	Reddit	Tw	Pos	rcp
51	TRX	-7	135	-	4.08	3.88	55	6	188	-	3.02	0.41	4.58	138.92
52	ETP	2.53	127	0.00	-	-	392	16	899	0	-	3.09	12.78	708.86
53	DGD	-11.09	123	0.00	-	-	95	2	28	0	-	0.78	1.63	22.57
54	GBYTE	-15.76	122	0.00	-	-	198	6	151	0	-	1.62	4.74	123.25
55	GAME	15.85	120	-	-	-	268	1	266	-	-	2.23	0.50	221.82
56	BLOCK	35.77	119	-	-	-	313	24	674	-	-	2.64	20.42	568.50
57	SYS	8.92	118	0.01	2.09	0.97	861	57	1012	1	1.78	7.32	48.31	860.62
58	BTM	11.8	115	0.25	0.06	0.06	20	11	87	22	0.05	0.18	9.25	75.64
59	MNX	298.49	112	-	-	-	-	0	0	-	-	0.00	0.00	0.00
60	ZRX	23.4	108	0.02	-	-	137	12	136	2	-	1.27	11.30	125.88
61	SNT	-2.87	107	27.54	-	-	205	21	795	2569	-	1.91	19.22	741.97
62	ICN	5.73	105	0.01	5.60	1.33	35	1	65	1	5.32	0.33	1.14	61.65
63	CVC	4.94	103	3.97	5.26	2.31	331	15	444	385	5.11	3.21	14.36	430.97
64	AE	63.86	99	0.00	1.16	0.26	23	3	69	0	1.17	0.23	3.02	69.16
65	SNGLS	34.45	99	0.00	1.34	1.35	192	3	106	0	1.35	1.93	2.82	107.26
66	GXS	20.86	99	0.00	-	-	24	3	21	0	-	0.24	2.63	21.24
67	XVG	1.11	96	0.35	0.26	0.20	1,312	60	2303	37	0.27	13.64	62.17	2394.73
68	LKK	1.58	94	0.06	1.37	0.63	8	0	17	6	1.46	0.09	0.43	18.38
69	MTL	-8.65	93	-	161.30	0.08	453	28	382	-	173.98	4.89	29.77	411.61
70	DGB	20.39	92	0.02	8.22	1.36	1,090	44	1271	3	8.96	11.88	48.19	1385.81
71	PURA	21.41	84	0.80	-	-	28	1	29	95	-	0.34	0.71	34.41
72	BNT	4.18	80	0.14	2.97	0.55	105	2	47	18	3.70	1.31	1.99	59.07
73	GNO	13.8	74	0.04	0.24	1.60	134	1	40	6	0.32	1.80	0.81	54.10
74	RDN	0	74	-	-	-	-	0	0	-	-	0.00	0.00	0.00
75	BQX	1.47	69	0.01	1.55	0.15	63	6	88	2	2.25	0.92	8.12	127.08
76	VEN	29.51	67	0.00	0.98	0.65	141	2	95	0	1.46	2.09	2.38	141.85
77	LINK	9.16	67	0.02	0.95	0.62	161	8	460	3	1.42	2.40	11.31	684.03
78	PART	15.66	66	0.00	1.08	-0.18	206	4	112	0	1.63	3.10	6.03	168.46
79	NXT	17.08	66	0.57	3.86	0.44	407	27	489	86	5.85	6.16	41.18	740.22
80	ATM	-5.21	65	0.00	0.04	0.14	48	0	92	0	0.06	0.74	0.31	142.85
81	FUN	-1.08	65	0.03	0.07	0.20	265	5	344	4	0.11	4.10	8.05	532.62
82	POWR	83.01	64	-	-	-	-	0	0	-	-	0.00	0.00	0.00
83	MCO	1.1	62	1.39	0.34	-0.03	571	58	726	223	0.54	9.18	93.52	1167.30
84	KCS	-7.69	62	-	-	-	-	0	0	-	-	0.00	0.00	0.00
85	RCN	94.65	61	-	-	-	-	0	0	-	-	0.00	0.00	0.00
86	ZEN	6.5	59	0.02	-	-	448	24	780	3	-	7.63	40.23	1330.34
87	ADX	27.67	57	0.05	2.49	0.85	434	28	517	8	4.38	7.62	48.83	908.80
88	STORJ	9.43	55	-	4.16	0.83	-	0	0	-	7.59	0.00	0.00	0.00
89	XZC	10.52	54	-	-	-	-	0	0	-	-	0.00	0.00	0.00
90	NXS	6.61	54	1.77	16.50	1.29	165	5	385	328	30.51	3.05	9.98	711.14
91	DATA	8.77	54	-	-	-	-	0	0	-	-	0.00	0.00	0.00
92	CNX	-21.66	52	-	-	-	-	0	0	-	-	0.00	0.00	0.00
93	NEBL	0.87	52	0.01	0.93	1.37	84	10	286	2	1.79	1.61	19.98	549.03
94	NAV	5.84	52	0.01	-	-	266	13	239	1	-	5.15	25.93	462.72
95	FAIR	-12.79	50	-	-	-	-	0	0	-	-	0.00	0.00	0.00
96	UBQ	25.18	50	0.04	2.37	0.99	226	9	285	7	4.73	4.53	18.40	569.10
97	MGO	83.87	49	0.01	0.29	-0.05	-	0	0	2	0.60	0.00	0.00	0.00
98	RLC	-5.31	49	-	-	-	207	5	285	-	-	4.26	9.85	585.05
99	ANT	32.44	48	0.71	-	-	149	4	210	148	-	3.11	7.51	437.24
100	LRC	-0.82	46	0.00	1.37	2.02	51	10	78	0	2.97	1.10	21.28	170.15

	Name	Latest Commit	Avg	Add	Del
1	BTC	-	-	-	-
2	ETH	-	-	-	-
3	BCH	-	-	-	-
4	XRP	-	-	-	-
5	LTC	-	-	-	-
6	DASH	-	-	-	-
7	NEO	29-10-2017	4	130	-12
8	XEM	-	-	0	0
9	XMR	29-10-2017	9	115	-57
10	ETC	-	-	-	-
11	MIOTA	22-10-2017	1	36	-25
12	QTUM	5-11-2017	17	1131	-282
13	ADA	5-11-2017	50	10504	-9747
14	OMG	-	-	0	0
15	LSK	5-11-2017	49	6990	-2447
16	ZEC	5-11-2017	4	34	-12
17	XLM	29-10-2017	14	969	-862
18	USDT	-	-	0	0
19	BCC	-	-	0	0
20	EOS	5-11-2017	21	42789	-21310
21	HSR	-	-	0	0
22	WAVES	5-11-2017	43	2088	-1393
23	STRAT	5-11-2017	18	21939	-21343
24	ARK	-	-	0	0
25	PPT	-	-	0	0
26	BCN	-	-	0	0
27	KMD	22-10-2017	21	955	-360
28	STEEM	22-10-2017	8	105	-51
29	ARDR	-	-	-	-
30	REP	-	-	-	-
31	MAID	5-11-2017	4	307	-166
32	DCR	-	-	-	-
33	BTS	5-11-2017	6	143	-13
34	PAY	-	-	-	-
35	VTC	-	-	0	0
36	ETN	-	-	-	-
37	SALT	-	-	-	-
38	GAS	-	-	-	-
39	BNB	-	-	-	-
40	GNT	5-11-2017	21	577	-3937
41	PIVX	5-11-2017	12	1174	-177
42	FCT	15-10-2017	23	256	-62
43	KNC	-	-	0	0
44	MONA	-	-	0	0
45	VERI	-	-	0	0
46	BTC.D	-	-	0	0
47	BAT	-	-	-	-
48	WTC	-	-	-	-
49	DOGE	-	-	0	0
50	SC	29-10-2017	8.667	1302	-1214

	Name	Latest Commit	Avg	Add	Del	
51	TRX	5-11-2017	8	296	-44	
52	ETP	29-10-2017	3	72	-48	
53	DGD	-	-	0	0	
54	GBYTE	5-11-2017	8	55.25	-19	
55	GAME	5-11-2017	6	96.25	-41	
56	BLOCK	15-10-2017	12	115	-59	
57	SYS	-	-	0	0	
58	BTM	5-11-2017	25	667168	-3891	
59	MNX	-	-	-	-	
60	ZRX	5-11-2017	9	492	-467	
61	SNT	-	-	-	-	
62	ICN	-	-	0	0	
63	CVC	15-10-2017	1	138.25	-3	
64	AE	-	-	-	-	
65	SNGLS	-	-	0	0	
66	GXS	-	-	-	-	
67	XVG	15-10-2017	7	273.75	-57	
68	LKK	-	-	-	-	
69	MTL	-	-	-	-	
70	DGB	-	-	0	0	
71	PURA	-	-	0	0	
72	BNT	29-10-2017	20	1231	-1141	
73	GNO	-	-	-	-	
74	RDN	-	-	-	-	
75	BQX	-	-	-	-	
76	VEN	-	-	-	-	
77	LINK	29-10-2017	9	7.5	-5	
78	PART	-	-	-	-	
79	NXT	-	-	-	-	
80	ATM	15-10-2017	3	161.25	0	
81	FUN	-	-	0	0	
82	POWR	-	-	-	-	
83	MCO	15-10-2017	3	1.75	-1	
84	KCS	-	-	-	-	
85	RCN	-	-	-	-	
86	ZEN	-	-	-	-	
87	ADX	29-10-2017	2	3.25	-1	
88	STORJ	-	-	-	-	
89	XZC	-	-	-	-	
90	NXS	-	-	-	-	
91	DATA	-	-	-	-	
92	CNX	-	-	-	-	A
93	NEBL	22-10-2017	4	41	-14	
94	NAV	-	-	-	-	
95	FAIR	-	-	-	-	
96	UBQ	-	-	-	-	
97	MGO	-	-	-	-	
98	RLC	-	-	-	-	
99	ANT	-	-	-	-	
100	LRC	-	-	-	-	

Sources:

<https://www.cryptocompare.com/><https://coinmarketcap.com/>

Disclaimer

A lot of care and effort has been put in to creating this report. AltcoinAnalytics is however not responsible for errors or incorrect prices.

More info can be found at:

www.altcoinanalytics.com

Sources for all prices and data:

www.cryptocompare.com

www.coinmarketcap.com

Like this report? Support the improvements!

BTC 16qiVsKeizXNKX88vqtHYzx3oC53hBekrw

ETH 0xCa06C24007dcD4675D31168BFebb49CB83E0bF10

LTC Lg87U6THvG2ykmmSmzZxhXo9StUjFxiLp