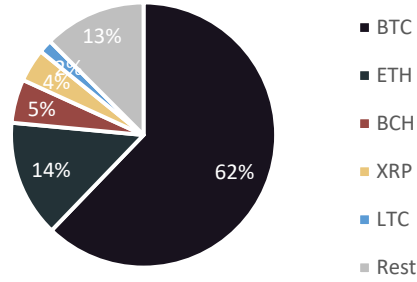


Date 8-11-2017
Day Wed

	Tot	lrg cap
# altcoins	100	10
Tot mkt Cap (bi \$)	201.04	184.58
tot 24h vol (bi \$)	5.04	4.21
avg 24h Ret (cap wgt)	-0.06%	5.22%
avg 7d ret	12.2%	12.2%
Fear index level	0.2695	

Market Cap



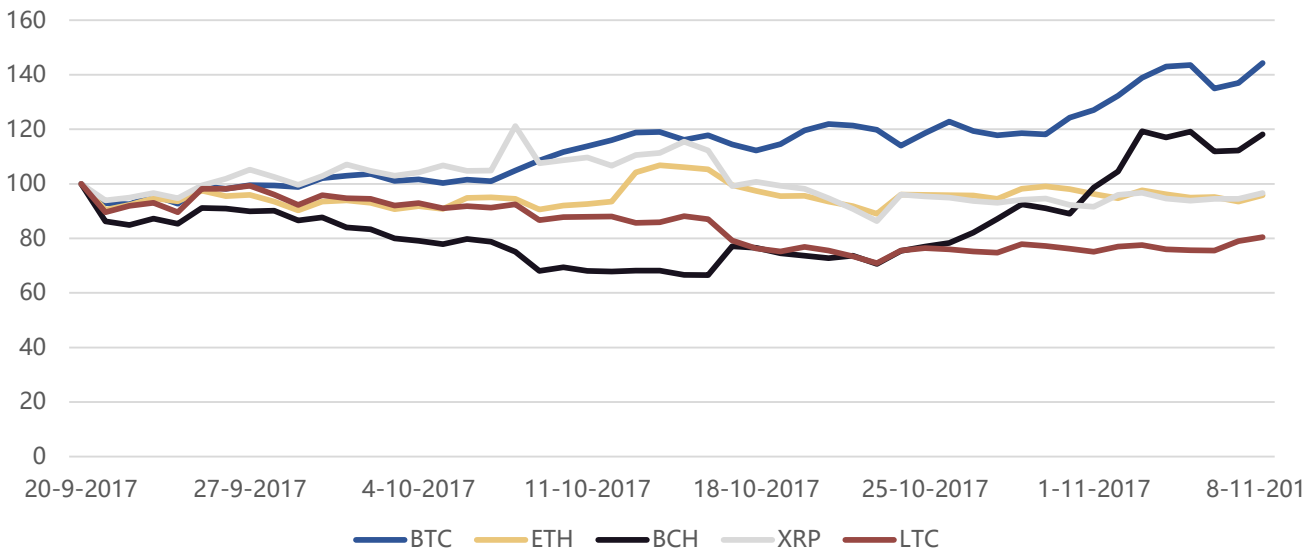
Top market cap

	Name	USD	AT high	7D	SD dec	SD mag	SD dwnr	Traded vol	BTC cor 50 day
1	Bitcoin	7502	7493	14%	55%	0.9	51%	2476	1.00
2	Ethereum	300	395	0%	55%	0.3	113%	485	0.23
3	Bitcoin Ca	639.0	738.5	29%	93%	0.6	113%	461	0.25
4	Ripple	0.2	0.4	7%	65%	0.3	156%	87	0.04
5	Litecoin	61.8	87.9	13%	60%	0.6	74%	407	0.52
6	Dash	306.0	395.5	12%	55%	0.1	224%	77	0.02
7	NEO	26.8	53.0	-1%	97%	0.6	113%	29	0.45
8	NEM	0.2	0.3	3%	70%	0.5	88%	5	0.34
9	Monero	101.0	145.0	17%	82%	0.3	272%	43	0.10
10	Ethereum	14.1	22.4	34%	70%	0.6	67%	139	0.35

Top 7 day return

	Name	USD	7D	Cap (mio \$)	frfl		Name	USD	7D	Cap (mio \$)	frfl
1	NAV Coir	36.23	473%	49.83	2%	91	ZCoin	0.95	-11%	50.86	100%
2	Cryptone	0.16	200%	55.52	35%	92	Ark	0.00	-11%	233.48	100%
3	Particl	0.13	135%	63.14	49%	93	Lykke	0.28	-11%	95.44	34%
4	FairCoin	0.00	111%	45.70	100%	94	BitShare	0.20	-13%	164.59	83%
5	Blocknet	0.43	88%	99.74	85%	95	Walton	182.41	-16%	117.69	65%
6	DigixDAC	0.13	51%	127.56	70%	96	Monacc	1.24	-18%	55.81	42%
7	Bytecoin	5.49	51%	226.47	77%	97	GameCr	3.07	-20%	111.60	65%
8	Metavers	2.75	49%	111.24	41%	98	ZenCast	0.06	-26%	52.55	100%
9	MaidSafe	1.89	49%	187.01	50%	99	TRON	3.64	-28%	149.19	100%
10	Nxt	0.56	38%	57.04	24%	100	Syscoin	0.03	-29%	106.00	51%

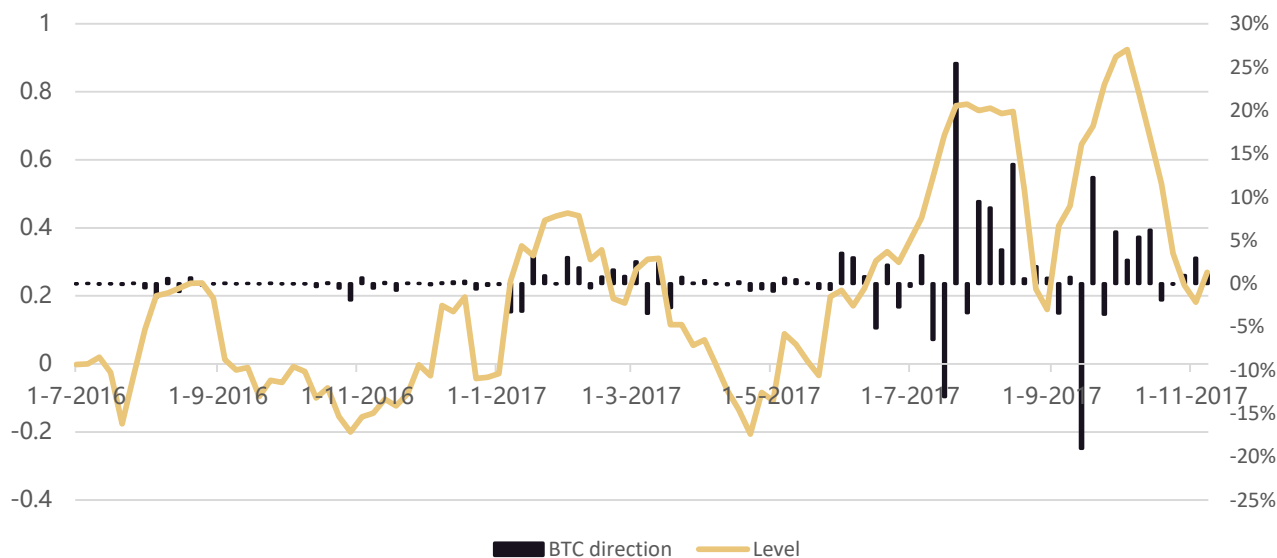
Index levels (50 days)



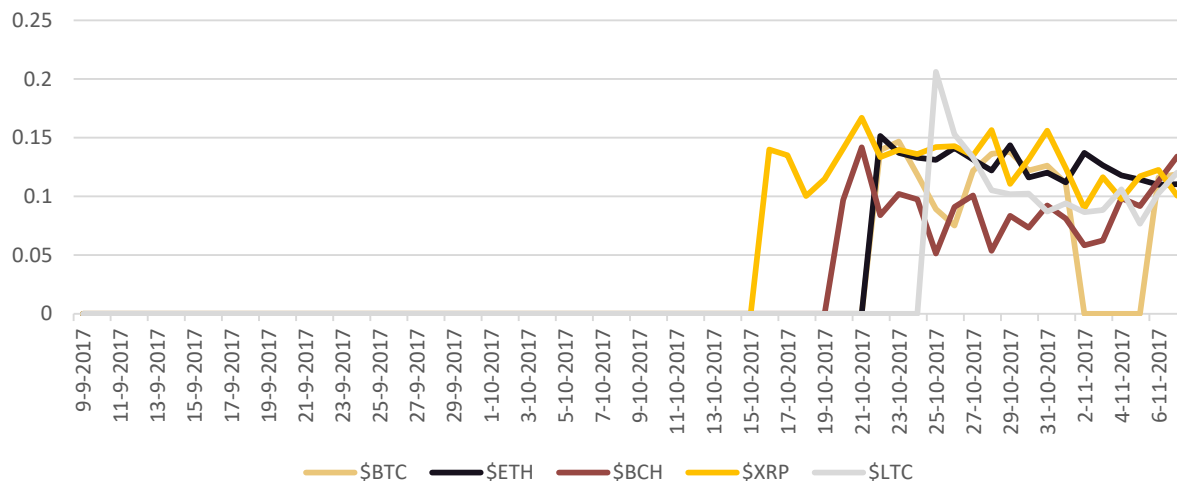
BTC regression

Name	B1	SE	R2	Sig	Lagged BTC 1 day, n(30)		
					B1	SE	Sig
1 Bitcoin	1.00	0.00	100%	●	0.23	0.19	●
2 Ethereum	0.67	0.00	5%	●	0.06	0.21	●
3 Bitcoin Ca	0.58	0.00	6%	●	0.34	0.32	●
4 Ripple	0.14	0.00	0%	●	-0.13	0.24	●
5 Litecoin	0.82	0.00	27%	●	-0.24	0.18	●
6 Dash	0.18	0.01	0%	●	-0.11	0.16	●
7 NEO	1.14	-0.01	21%	●	0.19	0.28	●
8 NEM	0.92	0.00	11%	●	0.06	0.22	●
9 Monero	0.56	0.00	1%	●	0.16	0.28	●
10 Ethereum	0.66	0.00	12%	●	0.00	0.21	●
11 IOTA	-	-	-	-	-	-	-
12 Qtum	1.32	0.00	9%	●	-0.48	0.34	●
13 OmiseGC	1.29	0.01	22%	●	0.08	0.31	●
14 Zcash	0.70	-0.01	3%	●	0.03	0.19	●
15 Cardano	-0.23	-0.02	0%	●	-0.65	0.42	●

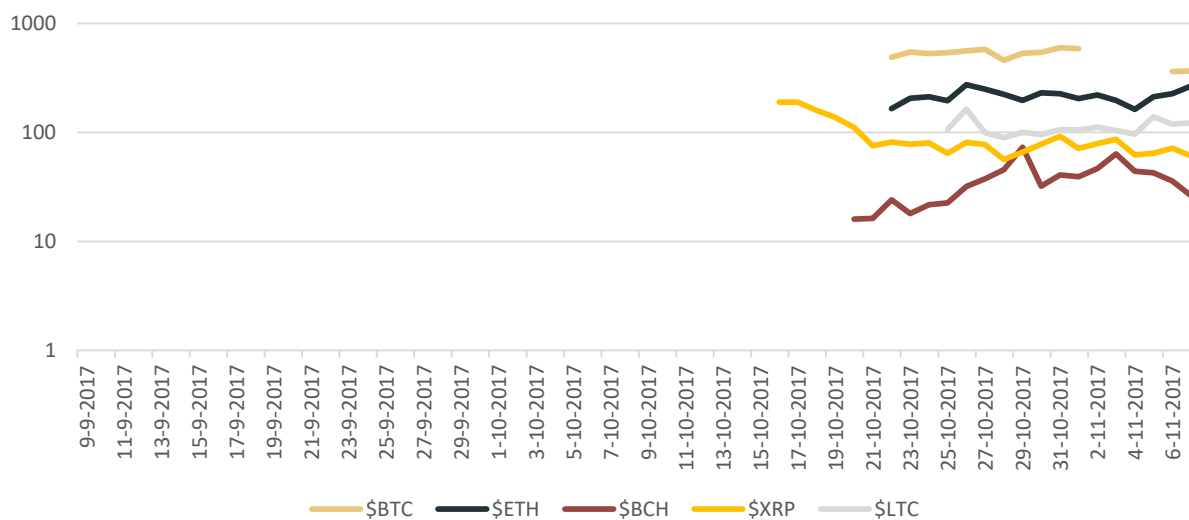
Correlation (fear/momentum) index



Sentiment (polarity) - Twitter



Twitter mentions



News

	mnt	sent
1 Bitcoin	189	0.0464
2 Ethereum	38	0.0881
3 Centra	16	-0.0106
4 BTC	14	0.0146
5 Bitcoin Cα	11	0.0039
6 Litecoin	10	-0.0119
7 Dash	8	0.5875
8 ETH	6	0.1111
9 Golem	6	0
10 PAY	6	0.4
11 Ripple	6	0.0167
12 SC	4	-0.0333
13 SYS	4	0.3
14 AE	3	0.1056
15 WINGS	1	0

Top 50

Name	Google			Reddit		Twitter metrics			Per \$				
	7d (%)	kt cap (mio)	Subscr	Sentiment	mnt day	pos tw	cp/100	GT	Reddit	Tw	Pos	rcp	
1 BTC	13.89	125,054	13.45	61.47	397.44	28,338	2256	62759	1	0.32	0.23	1.80	50.19
2 ETH	0.3	28,706	1.49	-1.19	144.41	17,268	1235	29759	1	0.50	0.60	4.30	103.67
3 BCH	28.95	10,718	0.27	-	-	3,157	101	5344	0	-	0.29	0.94	49.86
4 XRP	6.83	8,137	0.74	-1.76	35.04	9,384	912	15259	1	0.43	1.15	11.21	187.53
5 LTC	12.64	3,320	0.64	1.75	68.34	6,677	324	9254	2	2.06	2.01	9.76	278.72
6 DASH	11.54	2,349	3.27	0.21	0.57	3,192	130	3380	14	0.02	1.36	5.54	143.92
7 NEO	-0.96	1,741	3.08	5.29	34.34	5,741	486	9032	18	1.97	3.30	27.91	518.88
8 XEM	3.49	1,642	1.32	0.08	7.24	1,364	72	973	8	0.44	0.83	4.40	59.27
9 XMR	17.44	1,548	0.31	1.92	34.79	2,327	126	2571	2	2.25	1.50	8.11	166.04
10 ETC	33.61	1,369	0.03	-	-	2,417	112	3000	0	-	1.76	8.21	219.12
11 MIOTA	15.22	1,189	0.22	2.41	25.08	195	4	148	2	2.11	0.16	0.30	12.43
12 QTUM	14.68	868	0.02	1.17	4.88	1,602	120	1402	0	0.56	1.85	13.83	161.59
13 OMG	3.47	671	0.04	0.00	1.47	2,599	160	2671	1	0.22	3.87	23.81	397.99
14 ZEC	8.51	632	0.11	-	-	2,026	92	2151	2	-	3.20	14.58	340.18
15 ADA	-4.83	621	0.06	2.72	2.18	955	32	747	1	0.35	1.54	5.12	120.32
16 LSK	18.03	618	0.07	5.11	17.01	1,050	35	1235	1	2.75	1.70	5.60	200.02
17 BCC	16.74	610	0.45	0.03	1.15	2,443	185	2636	7	0.19	4.01	30.37	432.33
18 USDT	0.44	516	0.12	0.53	0.39	983	21	626	2	0.08	1.90	4.15	121.28
19 EOS	27.81	514	1.46	0.15	4.06	566	44	966	28	0.79	1.10	8.57	188.13
20 XLM	8.53	503	-	-	-	1,391	73	2284	-	-	2.77	14.53	454.53
21 HSR	1.95	439	0.00	-	-	137	10	263	0	-	0.31	2.23	59.76
22 WAVES	36.96	403	-	0.29	0.29	1,926	93	3658	-	0.07	4.78	23.19	908.20
23 STRAT	-6.11	291	0.03	0.72	2.47	2,548	157	2672	1	0.85	8.74	53.87	916.72
24 KMD	29.75	272	0.27	0.15	0.02	2,189	150	2329	10	0.01	8.05	55.01	856.30
25 ETN	0	259	-	-	-	-	0	0	-	-	0.00	0.00	0.00
26 ARK	11.82	247	-	0.47	40.95	1,252	60	1307	-	16.56	5.06	24.35	528.65
27 BCN	-11.41	233	0.03	-	-	120	0	155	1	-	0.51	0.00	66.43
28 PPT	51.18	226	0.06	-	-	86	6	93	3	-	0.38	2.65	41.08
29 STEEM	0.34	221	-	-0.03	1.21	613	14	641	-	0.55	2.77	6.15	289.75
30 ARDR	2.07	209	-	0.67	2.51	676	32	683	-	1.20	3.23	15.37	326.16
31 REP	1.06	193	0.03	0.19	5.03	578	5	523	1	2.61	3.00	2.49	271.20
32 MAID	11.28	189	0.00	0.06	0.18	458	9	560	0	0.10	2.42	4.98	296.22
33 BNB	49.02	187	0.01	-	-	472	130	499	1	-	2.52	69.52	266.67
34 DCR	5.38	175	0.02	0.95	3.95	981	55	1970	1	2.26	5.61	31.72	1127.93
35 PAY	3.86	174	0.04	-	-	1,656	113	2110	2	-	9.50	64.64	1211.18
36 BTS	-5.97	167	0.02	0.11	3.84	1,321	154	759	1	2.30	7.91	92.44	454.51
37 GNT	-12.78	165	-	0.25	0.81	1,034	100	1034	-	0.49	6.28	60.76	628.08
38 GAS	14.37	162	-	0.00	0.09	533	14	703	-	0.06	3.29	8.90	434.28
39 PIVX	5.89	159	-	0.72	4.34	820	63	1498	-	2.73	5.15	39.58	941.40
40 BTCD	27.08	155	0.00	0.11	0.24	157	2	132	0	0.16	1.01	1.42	84.92
41 TRX	-9.91	152	-	4.09	4.08	315	32	529	-	2.69	2.08	20.83	348.77
42 VTC	-28.2	149	0.08	11.09	15.79	2,497	182	3429	5	10.58	16.74	121.72	2298.72
43 MONA	-7.29	146	-	0.32	1.12	674	93	1164	-	0.77	4.63	63.57	799.04
44 BAT	-6.2	143	0.00	-	-	1,098	111	1298	0	-	7.69	77.90	909.05
45 SALT	24.5	141	-	-	-	610	36	1718	-	-	4.34	25.76	1222.47
46 KNC	3.26	138	-	-	-	317	76	441	-	-	2.30	55.14	318.96
47 FCT	14.75	134	0.01	0.72	6.13	868	15	1099	1	4.57	6.47	11.48	819.25
48 VERI	34	134	-	-	-	-	0	0	-	-	0.00	0.00	0.00
49 DOGE	4.61	133	0.14	1.24	81.58	1,217	37	2734	10	61.46	9.17	28.18	2059.35
50 DGD	10.55	131	0.00	-	-	270	5	238	0	-	2.07	3.52	182.65

50-100

Name	7d (%)	kt cap (mio)	Google		Reddit		Twitter metrics			Per \$				
			Subscr	Sentiment	mnt day	pos tw	rcp	GT	Reddit	Tw	Pos	rcp		
51 BTM	51.26	128	0.30	0.06	0.06	100	21	155	24	0.05	0.78	16.62	121.73	
52 WTC	-7.51	122	0.92	0.01	0.00	1,220	75	1513	76	0.01	10.04	61.36	1244.42	
53 GBYTE	-15.92	118	0.00	-	-	801	13	814	0	-	6.80	10.88	691.40	
54 GAME	2.09	113	-	-	-	594	12	733	-	-	5.23	10.58	646.04	
55 ETP	-20.43	112	0.00	-	-	1,141	59	1366	0	-	10.22	52.69	1223.99	
56 GXS	49.32	111	0.00	-	-	46	1	26	0	-	0.42	1.08	23.07	
57 SC	1.66	110	0.03	16.67	0.98	732	19	1588	3	15.10	6.63	17.21	1438.66	
58 SNGLS	36.49	108	0.00	1.33	1.04	385	8	160	0	1.23	3.55	7.02	147.85	
59 SYS	-8.59	107	0.01	2.07	0.69	2,157	151	2458	1	1.94	20.19	141.69	2300.22	
60 SNT	-29.49	106	30.25	-	-	1,042	73	1335	2854	-	9.83	68.87	1258.95	
61 XVG	11.24	103	0.45	0.25	0.20	2,547	173	4902	44	0.24	24.82	168.78	4776.64	
62 ZRX	8.3	101	0.02	-	-	440	21	599	2	-	4.36	20.61	593.31	
63 BLOCK	20.02	100	-	-	-	539	19	1407	-	-	5.39	19.42	1407.82	
64 AE	87.68	100	0.00	1.16	0.57	71	6	290	0	1.16	0.71	5.81	291.04	
65 MTL	-9	99	-	160.39	3.42	1,439	97	2110	-	161.74	14.51	97.41	2128.06	
66 LKK	10.32	98	0.07	1.36	0.76	56	1	68	7	1.39	0.58	1.02	69.32	
67 CVC	-11.41	95	4.58	5.25	2.58	947	18	995	480	5.50	9.92	19.28	1042.34	
68 ICN	-1.41	93	0.01	5.57	1.95	94	3	147	1	6.01	1.02	3.02	158.47	
69 BNT	0.61	79	0.19	2.96	0.55	458	13	203	25	3.75	5.81	16.74	257.15	
70 DGB	-2.37	79	0.02	8.19	1.14	2,269	147	2107	2	10.42	28.89	187.44	2682.97	
71 GNO	-0.39	75	0.05	0.24	1.60	453	27	278	6	0.32	6.07	36.17	372.38	
72 ATM	1.76	73	0.00	0.04	0.15	103	26	523	0	0.06	1.41	35.59	716.07	
73 PURA	1.83	71	0.91	-	-	85	11	171	129	-	1.21	15.59	241.67	
74 PART	24.53	69	0.00	1.06	-0.87	478	22	392	0	1.55	6.98	32.40	572.20	
75 RCN	134.78	63	-	-	-	-	0	0	-	-	0.00	0.00	0.00	
76 KCS	-1.5	63	-	-	-	-	0	0	-	-	0.00	0.00	0.00	
77 FUN	-3.89	63	0.03	0.06	0.21	619	15	787	5	0.10	9.89	23.98	1258.31	
78 LINK	8.07	62	0.02	0.93	0.66	458	30	787	3	1.49	7.36	47.88	1265.26	
79 MCAP	-3.33	62	0.04	0.05	0.61	61	16	243	6	0.09	0.97	26.03	390.63	
80 VEN	19.51	62	0.00	0.95	0.87	342	20	373	0	1.54	5.53	31.68	602.94	
81 BQX	21.45	61	0.00	1.52	0.49	257	41	327	1	2.47	4.19	67.04	532.68	
82 NXT	4.06	59	0.54	3.85	0.55	795	33	880	91	6.53	13.48	55.98	1492.11	
83 STORJ	37.93	57	-	4.15	1.27	-	0	0	-	7.27	0.00	0.00	0.00	
84 MCO	-10.27	56	2.33	0.34	-0.03	1,142	120	1847	415	0.60	20.33	212.84	3287.25	
85 CNX	-17.98	56	-	-	-	-	0	0	-	-	0.00	0.00	0.00	
86 POWR	200.09	56	-	-	-	-	0	0	-	-	0.00	0.00	0.00	
87 ZEN	36.65	55	0.02	-	-	1,101	59	1553	3	-	19.96	106.92	2814.55	
88 SMART	-25.99	53	0.00	0.41	0.27	754	58	2497	1	0.78	14.35	111.12	4750.87	
89 DATA	0	52	-	-	-	-	0	0	-	-	0.00	0.00	0.00	
90 NEBL	-5.44	52	0.00	0.89	0.65	452	61	693	1	1.70	8.63	116.91	1323.21	
91 XZC	-1.12	51	-	-	-	-	0	0	-	-	0.00	0.00	0.00	
92 NXS	-11.13	51	2.09	16.52	1.27	636	28	1389	411	32.48	12.50	55.05	2731.02	
93 ADX	5.6	50	0.05	2.48	0.85	1,063	60	937	11	4.92	21.06	118.45	1855.09	
94 NAV	-8.81	50	0.00	-	-	829	61	1046	0	-	16.59	122.81	2092.75	
95 OTN	472.55	50	-	-	-	-	0	0	-	-	0.00	0.00	0.00	
96 ZSC	-0.91	48	-	-	-	-	0	0	-	-	0.00	0.00	0.00	
97 BDL	-6.81	47	0.00	-	-	68	6	220	0	-	1.43	12.27	465.77	
98 KIN	28.49	47	0.68	0.01	0.12	88	8	266	146	0.02	1.87	17.87	565.25	
99 FAIR	-8.55	46	-	-	-	-	0	0	-	-	0.00	0.00	0.00	
100 B3	111.33	46	-	-	-	-	0	0	-	-	0.00	0.00	0.00	

	Name	Latest Commit	Avg	Add	Del
1	BTC	-	-	-	-
2	ETH	-	-	-	-
3	BCH	-	-	-	-
4	XRP	-	-	-	-
5	LTC	-	-	-	-
6	DASH	-	-	-	-
7	NEO	29-10-2017	4	117	-13
8	XEM	-	-	0	0
9	XMR	29-10-2017	9	141	-52
10	ETC	-	-	-	-
11	MIOTA	22-10-2017	1	29	-20
12	QTUM	5-11-2017	16	955	-235
13	OMG	-	-	-	-
14	ZEC	5-11-2017	5	69	-68
15	ADA	5-11-2017	55	9519	-8783
16	LSK	5-11-2017	51	25264	-3565
17	BCC	-	-	0	0
18	USDT	-	-	0	0
19	EOS	5-11-2017	22	34588	-17386
20	XLM	29-10-2017	14	1213	-960
21	HSR	-	-	0	0
22	WAVES	5-11-2017	48	1948	-1340
23	STRAT	5-11-2017	18	17916	-17214
24	KMD	22-10-2017	25	988	-425
25	ETN	-	-	-	-
26	ARK	-	-	0	0
27	BCN	8-10-2017	1	8	-565
28	PPT	-	-	-	-
29	STEEM	22-10-2017	8	84	-41
30	ARDR	-	-	-	-
31	REP	-	-	-	-
32	MAID	-	-	-	-
33	BNB	-	-	-	-
34	DCR	-	-	-	-
35	PAY	-	-	-	-
36	BTS	5-11-2017	6	145	-32
37	GNT	5-11-2017	21	663	-3324
38	GAS	-	-	-	-
39	PIVX	5-11-2017	11	956	-150
40	BTCD	-	-	0	0
41	TRX	-	-	-	-
42	VTC	8-10-2017	1	0	0
43	MONA	-	-	0	0
44	BAT	-	-	-	-
45	SALT	-	-	-	-
46	KNC	8-10-2017	16	813	-557
47	FCT	15-10-2017	14	245	-63
48	VERI	-	-	0	0
49	DOGE	-	-	0	0
50	DGD	-	-	0	0

Sources:

<https://www.cryptocompare.com/><https://coinmarketcap.com/>

	Name	Latest Commit	Avg	Add	Del	
51	BTM	5-11-2017	22	534053	-3882	
52	WTC	-	-	-	-	
53	GBYTE	5-11-2017	8	87.2	-24	
54	GAME	-	-	-	-	
55	ETP	29-10-2017	4	60	-40	
56	GXS	-	-	-	-	
57	SC	29-10-2017	8	1051	-977	
58	SNGLS	-	-	0	0	
59	SYS	-	-	0	0	
60	SNT	-	-	-	-	
61	XVG	15-10-2017	17	1716	-1005	
62	ZRX	-	-	-	-	
63	BLOCK	15-10-2017	22	290	-99	
64	AE	-	-	-	-	
65	MTL	-	-	-	-	
66	LKK	-	-	-	-	
67	CVC	-	-	-	-	
68	ICN	-	-	-	-	
69	BNT	29-10-2017	19	1116	-1007	
70	DGB	-	-	0	0	
71	GNO	-	-	-	-	
72	ATM	-	-	-	-	
73	PURA	-	-	0	0	
74	PART	-	-	-	-	
75	RCN	-	-	-	-	
76	KCS	-	-	-	-	
77	FUN	-	-	-	-	
78	LINK	29-10-2017	9	6	-4	
79	MCAP	-	-	-	-	
80	VEN	-	-	-	-	
81	BQX	-	-	-	-	
82	NXT	-	-	-	-	
83	STORJ	-	-	-	-	
84	MCO	15-10-2017	3	1.4	-1	
85	CNX	-	-	-	-	
86	POWR	-	-	-	-	
87	ZEN	-	-	-	-	
88	SMART	15-10-2017	3	0.8	-1	
89	DATA	-	-	-	-	
90	NEBL	22-10-2017	4	32.8	-11	
91	XZC	-	-	-	-	
92	NXS	-	-	-	-	A
93	ADX	29-10-2017	2	2.6	-1	
94	NAV	-	-	-	-	
95	OTN	-	-	-	-	
96	ZSC	-	-	-	-	
97	BDL	-	-	0	0	
98	KIN	-	-	-	-	
99	FAIR	-	-	-	-	
100	B3	-	-	-	-	

Sources:

<https://www.cryptocompare.com/><https://coinmarketcap.com/>

Disclaimer

A lot of care and effort has been put in to creating this report. AltcoinAnalytics is however not responsible for errors or incorrect prices.

More info can be found at:

www.altcoinanalytics.com

Sources for all prices and data:

www.cryptocompare.com

www.coinmarketcap.com

Like this report? Support the improvements!

BTC

ETH

LTC