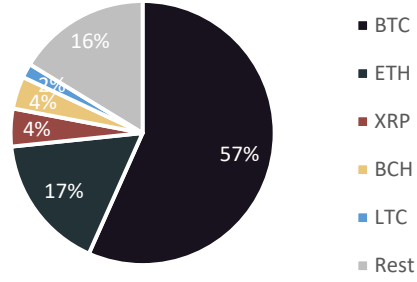


**Date** 28-10-2017  
**Day** Sat

	Tot	lrg cap
# altcoins	1220	10
Tot mkt Cap (bi \$)	168.50	149.24
tot 24h vol (bi \$)	3.13	2.57
avg 24h Ret (cap wgt)	-0.48%	-1.31%
avg 7d ret	-2.2%	-3.4%
Fear index level	0.2461	

Market Cap



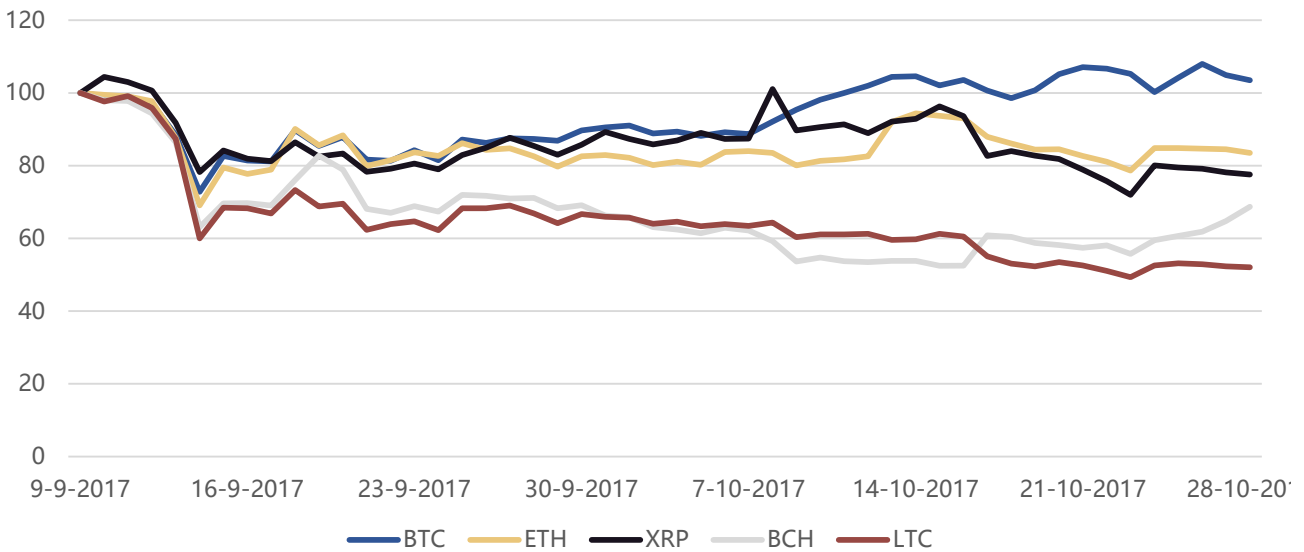
Top market cap

Name	USD	AT high	7D	SD dec	SD mag	SD dwnr	Traded vol	BTC cor	50 day
1 Bitcoin	5735	6106	-6%	54%	0.9	51%	1540	1.00	
2 Ethereum	295	395	-1%	68%	0.4	113%	228	0.23	
3 Ripple	0.2	0.4	-1%	82%	0.4	156%	26	0.04	
4 Bitcoin Ca	399.8	738.5	24%	92%	0.5	117%	600	0.22	
5 Litecoin	55.2	87.9	-5%	72%	0.8	74%	75	0.52	
6 Dash	283.3	395.5	-1%	64%	0.1	225%	40	0.02	
7 NEM	0.2	0.3	-6%	80%	0.5	88%	4	0.34	
8 BitConnect	211.0	5914.7	-2%	587%	0.8	700%	13	0.09	
9 NEO	28.3	53.0	4%	118%	0.6	118%	24	0.48	
10 Monero	86.2	145.0	-1%	74%	0.2	274%	24	0.11	

Top 7 day return

Name	USD	7D	Cap (mio \$)	frfl	Name	USD	7D	(mio \$)	frfl
1 RubleBit	0.00	1088%	0.00	0%	1211 BenjiRol	0.00	-76%	0.03	100%
2 Pakcoin	5.45	492%	0.32	100%	1212 SmileyC	0.00	-77%	0.64	72%
3 Bitcedi	0.16	282%	0.00	0%	1213 GAY Mc	0.00	-78%	0.00	0%
4 OctoCoin	0.05	261%	0.08	60%	1214 SnakeEy	0.00	-80%	0.00	0%
5 MojoCoir	0.02	221%	0.17	86%	1215 LandCoi	0.00	-82%	0.00	0%
6 bitqy	0.24	215%	16.47	100%	1216 BigBook	0.02	-85%	0.00	0%
7 Digital Cr	0.00	211%	0.00	0%	1217 Myriad	0.00	-93%	3.42	100%
8 Footy Ca:	1.79	187%	0.82	100%	1218 Digital M	0.00	-96%	0.00	0%
9 Acoin	0.00	184%	0.11	100%	1219 MikeThe	0.00	-100%	0.00	100%
10 Exchange	0.01	167%	0.08	100%	1220 Neptun	0.02	-100%	0.00	0%

Index levels (50 days)



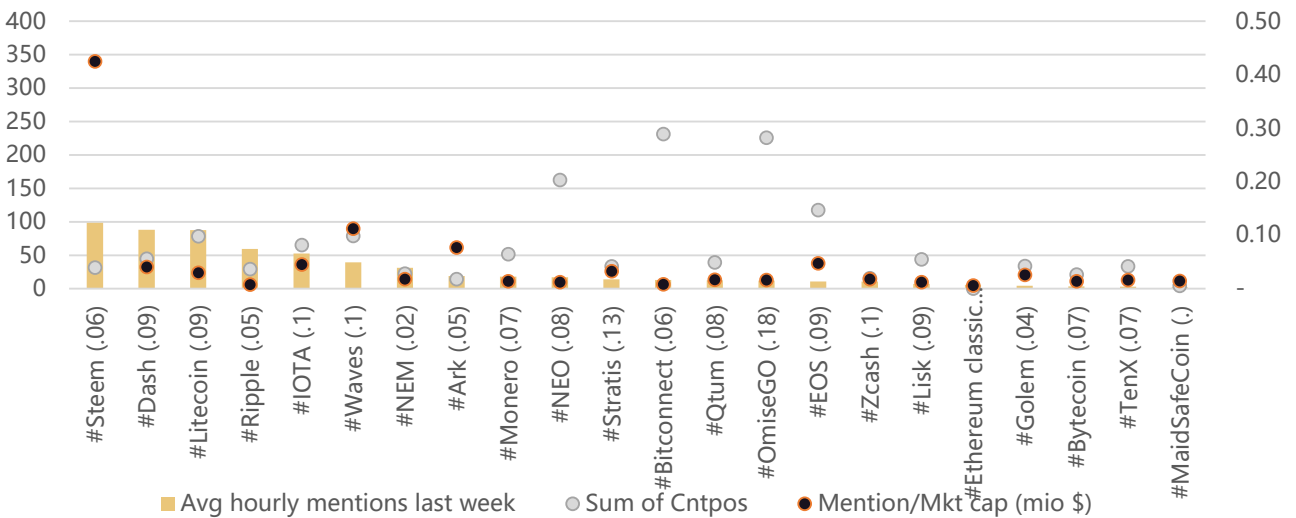
BTC regression

Name					Lagged BTC 1 day, n(30)		
	B1	SE	R2	Sig	B1	SE	Sig
1 Bitcoin	1.00	0.00	100%	●	0.17	0.18	●
2 Ethereum	0.68	0.00	5%	●	-0.04	0.26	●
3 Ripple	0.14	0.00	0%	●	-0.47	0.39	●
4 Bitcoin Cα	0.54	0.00	5%	●	-0.22	0.34	●
5 Litecoin	0.83	0.00	27%	●	-0.26	0.22	●
6 Dash	0.19	0.01	0%	●	-0.18	0.22	●
7 NEM	0.94	0.00	12%	●	0.05	0.26	●
8 BitConnect	0.84	0.00	1%	●	0.02	2.75	●
9 NEO	1.23	0.00	23%	●	0.17	0.42	●
10 Monero	0.58	0.00	1%	●	-0.06	0.24	●
11 IOTA	-	-	-	-	-	-	-
12 Ethereum	0.68	0.00	13%	●	-0.22	0.20	●
13 Qtum	1.39	0.01	9%	●	0.14	0.51	●
14 OmiseGC	1.37	0.02	24%	●	0.35	0.37	●
15 Cardano	0.28	-0.03	0%	●	-0.41	0.82	●

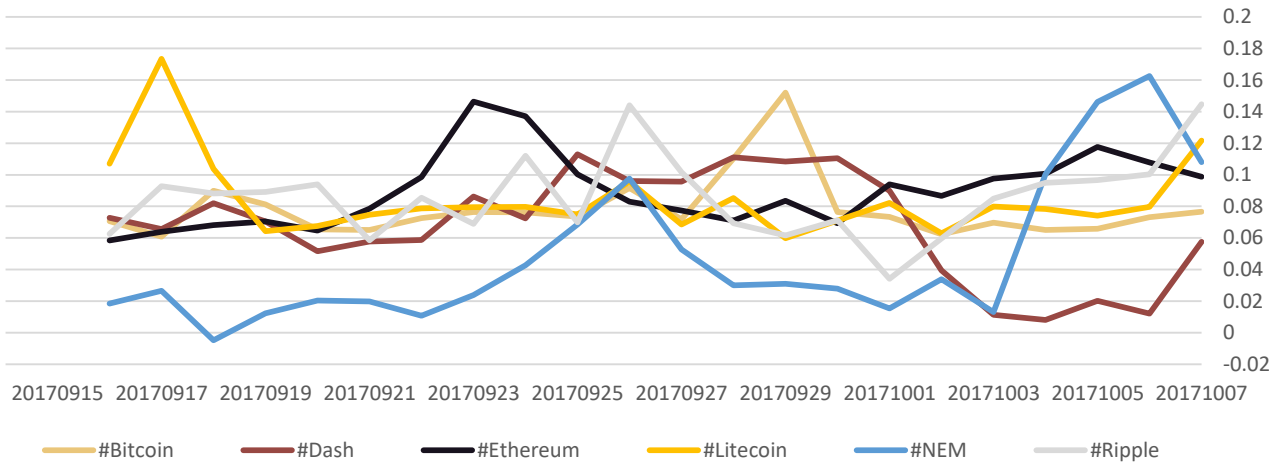
Correlation (fear/momentum) index



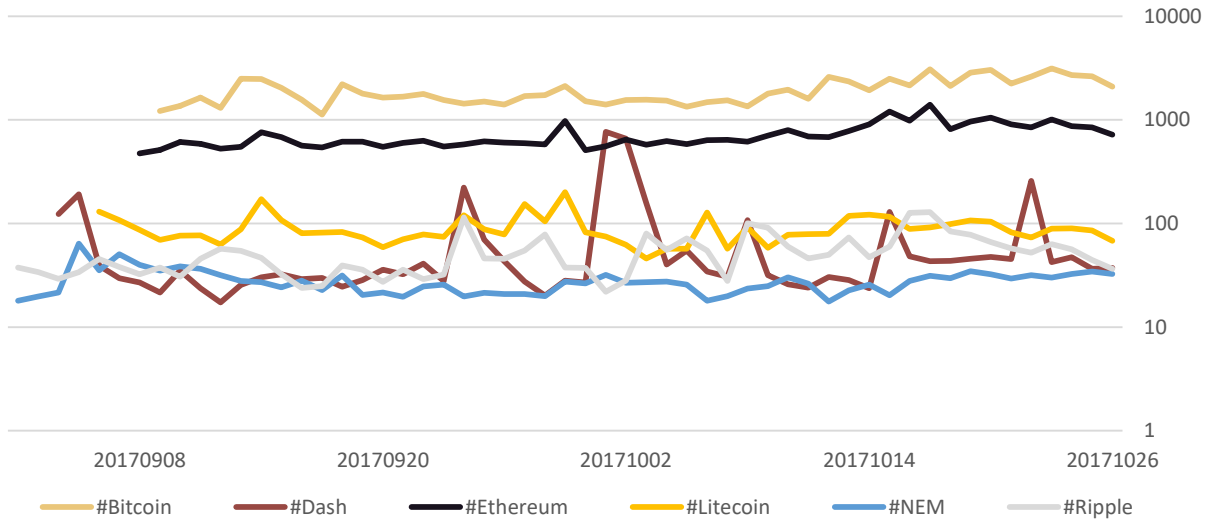
Twitter mentions vs. mktcap



Sentiment (polarity) - Twitter



Twitter mentions



News

	mnt	sent
1 Bitcoin	85	0.0404
2 Ethereum	15	0.0275
3 Centra	7	0.01
4 BTC	5	-0.0125
5 Litecoin	5	-0.0278
6 Bitcoin Cα	3	0
7 Dash	3	0.6333
8 Golem	2	0
9 PAY	2	0.4
10 Ripple	2	0
11 SC	2	-0.1
12 SYS	2	0.4
13 Decred	1	0
14 Status	1	0
15 WINGS	1	0

Top 50

Name	Google			Reddit		Twitter metrics			Per \$				
	7d (%)	kt cap (mio)	Subscr	Sentiment	mnt day	pos tw	cp/100	GT	Reddit	Tw	Pos	rcp	
1 BTC	-6.35	95,492	12.05	375.34	23.18	13,729	1202	32039	1	0.39	0.14	1.26	33.55
2 ETH	-0.68	28,115	1.27	138.09	14.38	5,734	471	8645	0	0.49	0.20	1.67	30.75
3 XRP	-1.15	7,794	0.82	33.52	7.32	1,894	464	6786	1	0.43	0.24	5.96	87.07
4 BCH	23.9	6,693	0.23	-	-	691	10	934	0	-	0.10	0.15	13.96
5 LTC	-5.45	2,959	0.39	65.83	1.35	1,448	111	2093	1	2.23	0.49	3.75	70.75
6 DASH	-0.74	2,166	5.26	0.55	0.18	920	49	1090	24	0.03	0.42	2.26	50.32
7 XEM	-5.92	1,746	1.98	7.04	0.59	335	53	130	11	0.40	0.19	3.05	7.47
8 BCC	-2.22	1,544	0.49	0.90	0.01	521	29	489	3	0.06	0.34	1.90	31.71
9 NEO	3.86	1,413	3.79	33.25	11.65	1,387	132	1878	27	2.35	0.98	9.33	132.87
10 XMR	-1.27	1,317	0.20	32.04	0.83	514	26	479	2	2.43	0.39	1.96	36.36
11 MIOTA	14.94	1,164	0.24	23.92	0.93	51	1	34	2	2.06	0.04	0.10	2.88
12 ETC	-5.43	1,001	0.01	-	-	485	24	367	0	-	0.48	2.38	36.71
13 QTUM	-6.56	752	0.03	4.74	0.52	394	40	318	0	0.63	0.52	5.27	42.24
14 OMG	2.61	726	0.06	1.40	0.00	577	38	486	1	0.19	0.80	5.29	66.96
15 ADA	-10.46	670	0.04	1.74	1.96	317	11	265	1	0.26	0.47	1.58	39.58
16 ZEC	10.14	591	0.14	-	-	491	12	517	2	-	0.83	2.10	87.39
17 XLM	33.38	557	-	-	-	470	35	603	-	-	0.84	6.21	108.25
18 LSK	4.19	553	0.07	16.57	3.42	343	12	322	1	3.00	0.62	2.21	58.19
19 USDT	0.27	438	0.17	0.37	0.04	278	8	170	4	0.08	0.63	1.73	38.81
20 STRAT	49.4	425	0.06	2.35	0.46	588	44	721	1	0.55	1.38	10.35	169.75
21 WAVES	-3.91	349	-	0.29	0.35	481	18	944	-	0.08	1.38	5.27	270.20
22 HSR	-15.04	310	0.00	-	-	35	6	192	0	-	0.11	2.00	61.97
23 ARK	-3.56	244	-	40.53	0.04	392	19	366	-	16.59	1.61	7.61	149.93
24 BCN	-13.62	239	0.04	-	-	22	0	22	2	-	0.09	0.00	9.22
25 STEEM	-1.07	232	-	1.16	-0.01	155	5	284	-	0.50	0.67	1.98	122.76
26 EOS	0.78	228	1.93	3.61	0.28	69	1	152	85	1.58	0.30	0.26	66.75
27 TRX	55.3	200	-	4.07	5.50	94	4	70	-	2.04	0.47	2.10	34.86
28 ARDR	-3.87	195	-	2.44	0.78	181	4	263	-	1.25	0.93	2.26	134.88
29 REP	4	192	0.05	4.97	0.09	214	1	132	2	2.59	1.11	0.31	68.99
30 KMD	8.98	188	0.38	0.01	0.15	443	42	341	20	0.01	2.35	22.08	180.76
31 PAY	0.82	183	0.03	-	-	406	30	526	1	-	2.21	16.14	286.84
32 VTC	80.56	183	0.16	13.37	10.55	579	47	768	9	7.29	3.16	25.75	419.16
33 PIVX	3.95	181	-	4.17	0.12	205	27	455	-	2.31	1.14	15.18	251.94
34 DCR	22.09	180	0.03	3.82	0.07	373	21	804	1	2.12	2.07	11.44	446.23
35 MTL	37.29	176	-	156.08	-1.46	456	28	632	-	88.56	2.59	15.89	358.56
36 MONA	18.76	175	-	1.06	0.18	292	55	451	-	0.61	1.67	31.73	258.49
37 GNT	-1.77	169	-	0.77	0.22	242	28	127	-	0.46	1.43	16.28	74.85
38 WTC	5.15	167	1.23	0.01	0.00	361	22	266	73	0.01	2.15	13.02	158.82
39 MAID	0.1	155	0.00	0.18	0.06	125	2	177	0	0.12	0.81	1.29	114.52
40 GAS	-6.64	154	-	0.08	0.00	198	7	265	-	0.05	1.28	4.66	171.73
41 PPT	23.05	149	0.10	-	-	25	1	23	7	-	0.17	0.40	15.34
42 BAT	5.23	146	0.00	-	-	317	39	383	0	-	2.17	26.55	262.36
43 BTS	3.67	137	0.01	3.76	0.09	356	34	228	1	2.75	2.60	25.17	167.02
44 FCT	6.98	136	0.01	6.05	5.37	185	1	311	1	4.45	1.36	0.59	228.61
45 SALT	16.34	136	-	-	-	297	17	858	-	-	2.19	12.37	631.68
46 KNC	-3.01	132	-	-	-	99	46	157	-	-	0.75	35.06	118.52
47 SNT	50	132	43.75	-	-	238	8	60	3322	-	1.81	6.23	45.51
48 SYS	45.08	128	0.01	1.94	0.54	539	29	657	1	1.51	4.20	22.77	512.20
49 SMART	129.12	123	0.01	0.36	0.36	291	46	743	1	0.29	2.36	37.02	603.56
50 GAME	-0.35	122	-	-	-	247	1	466	-	-	2.03	0.49	382.27

50-100

Name	Google			Reddit		Twitter metrics			Per \$				
	7d (%)	kt cap (mio)		Subscr	Sentiment	mnt day	pos tw	rcp	GT	Reddit	Tw	Pos	rcp
51 DOGE	7.54	122	0.14	81.22	4.34	324	4	817	11	66.81	2.67	3.29	671.93
52 DGD	-8.65	118	0.00	-	-	102	1	163	0	-	0.87	0.51	138.16
53 BTC	11.99	117	0.00	0.23	0.14	36	0	21	0	0.20	0.31	0.17	18.22
54 ICN	-1.37	117	0.00	5.49	1.72	23	1	22	0	4.71	0.20	0.51	19.10
55 SC	3.65	115	0.04	16.50	1.85	260	8	598	4	14.39	2.27	6.80	521.57
56 BNB	-6.47	114	0.00	-	-	111	54	191	0	-	0.98	47.15	167.75
57 GBYTE	-0.57	113	0.00	-	-	235	1	244	0	-	2.09	1.24	216.60
58 VERI	-13.25	108	-	-	-	-	0	0	-	-	0.00	0.00	0.00
59 CVC	0.8	104	7.51	5.17	2.38	321	6	126	722	4.97	3.08	5.38	120.79
60 LKK	-7.07	95	0.07	1.34	1.00	12	0	14	7	1.42	0.13	0.00	15.23
61 ZRX	-8.01	94	0.04	-	-	208	4	227	4	-	2.21	4.66	240.35
62 BLOCK	-24.15	87	-	-	-	162	10	442	-	-	1.85	11.89	504.72
63 DGB	6.48	86	0.02	8.09	-0.04	511	17	568	3	9.42	5.95	20.26	660.91
64 SNGLS	5.14	85	0.00	1.26	3.63	90	0	21	0	1.47	1.06	0.23	24.13
65 ETP	-24.68	83	0.00	-	-	392	26	346	0	-	4.70	30.69	414.96
66 MCO	8.5	80	2.03	0.33	-0.03	309	29	352	253	0.41	3.86	36.74	439.81
67 BTM	-0.48	79	0.24	0.06	0.06	34	10	30	30	0.07	0.43	12.83	37.68
68 ATM	-7.59	79	0.00	0.03	0.17	39	14	176	0	0.04	0.49	18.21	222.67
69 FUN	2.53	77	0.05	0.05	0.21	210	1	186	6	0.07	2.71	1.29	240.71
70 BNT	-5.11	77	0.18	2.92	0.75	148	9	52	23	3.77	1.91	11.40	66.71
71 GNO	-0.4	77	0.07	0.24	1.80	165	20	53	9	0.31	2.14	25.92	69.14
72 XVG	23.53	76	0.46	0.20	0.14	569	35	1044	60	0.27	7.49	45.79	1373.65
73 LINK	-11.37	73	0.04	0.80	0.87	135	11	284	5	1.11	1.86	14.90	391.68
74 MCP	-8.56	72	0.05	0.05	0.53	20	6	59	7	0.07	0.28	8.93	82.98
75 GXS	-0.45	70	0.00	-	-	6	0	1	0	-	0.08	0.29	2.10
76 PURA	0.63	69	1.28	-	-	16	10	35	185	-	0.23	13.89	50.08
77 BOQ	31.98	64	0.01	1.41	1.19	74	21	125	2	2.21	1.16	33.53	195.13
78 IOC	48.29	60	0.00	-	-	232	20	439	0	-	3.84	32.45	727.41
79 BDL	-9.26	60	0.00	-	-	6	5	9	0	-	0.10	7.62	15.01
80 NEBL	20.59	59	0.01	0.76	0.42	167	13	135	2	1.27	2.81	22.19	226.78
81 NXT	-3.13	59	0.77	3.80	0.23	290	14	315	131	6.41	4.90	23.63	531.29
82 NXS	-10.71	59	2.77	16.61	1.57	268	17	486	469	28.07	4.53	28.73	821.45
83 VEN	-16.91	58	0.00	0.83	2.34	73	9	103	0	1.44	1.27	15.62	179.02
84 ADX	23.23	53	0.09	2.41	0.65	407	7	233	16	4.52	7.63	12.39	436.85
85 AE	-25.34	52	0.00	1.13	0.94	14	1	115	0	2.17	0.27	2.31	221.47
86 STORJ	52.49	52	-	4.00	1.42	-	0	0	-	7.72	0.00	0.00	0.00
87 PART	7.32	51	0.00	1.01	-0.64	133	9	130	0	1.97	2.60	18.40	254.21
88 XZC	35.86	50	-	-	-	-	0	0	-	-	0.00	0.00	0.00
89 UBQ	6.95	50	0.05	2.30	0.73	290	16	311	10	4.64	5.85	32.30	627.66
90 ZEN	-7.95	49	0.03	-	-	391	20	432	5	-	7.96	41.10	878.90
91 ANT	-5.69	48	0.97	-	-	243	2	123	203	-	5.08	4.18	256.76
92 EDG	31.11	47	-	-	-	-	0	0	-	-	0.00	0.00	0.00
93 RLC	23.15	47	-	-	-	246	13	1944	-	-	5.28	28.77	4174.15
94 TAAS	-6.15	46	0.07	-	-	7	1	16	14	-	0.16	1.30	35.60
95 NAV	-6.22	44	0.00	-	-	251	7	173	1	-	5.66	15.33	389.30
96 MOD	0	44	-	-	-	-	0	0	-	-	0.00	0.00	0.00
97 ATB	-7.06	43	0.00	0.05	0.19	15	12	21	0	0.11	0.36	26.86	49.73
98 LRC	-9.1	42	0.00	1.38	2.56	32	2	41	0	3.30	0.75	3.82	96.98
99 NLC2	-5.59	40	0.00	0.34	0.27	33	18	265	0	0.83	0.82	45.06	656.87
100 WINGS	0.81	40	11.78	1.81	3.99	-	0	0	2946	4.52	0.00	0.00	0.00

## Disclaimer

A lot of care and effort has been put in to creating this report. AltcoinAnalytics is however not responsible for errors or incorrect prices.

More info can be found at:

[www.altcoinanalytics.com](http://www.altcoinanalytics.com)

Sources for all prices and data:

[www.cryptocompare.com](http://www.cryptocompare.com)

[www.coinmarketcap.com](http://www.coinmarketcap.com)

Like this report? Support the improvements!

BTC 16qiVsKeizXNKX88vqtHYzx3oC53hBekrw

ETH 0xCa06C24007dcD4675D31168BFebb49CB83E0bF10

LTC Lg87U6THvG2ykmmSmzZxhXo9StUjFxFYiLp