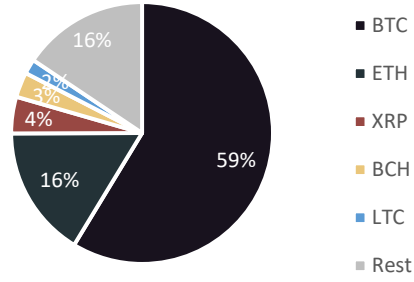


Date 21-10-2017
Day Sat

	Tot	lrg cap
# altcoins	1181	10
Tot mkt Cap (bi \$)	173.63	154.86
tot 24h vol (bi \$)	4.54	3.75
avg 24h Ret (cap wgt)	-0.04%	4.58%
avg 7d ret	0.8%	1.3%
Fear index level	0.4407	

Market Cap



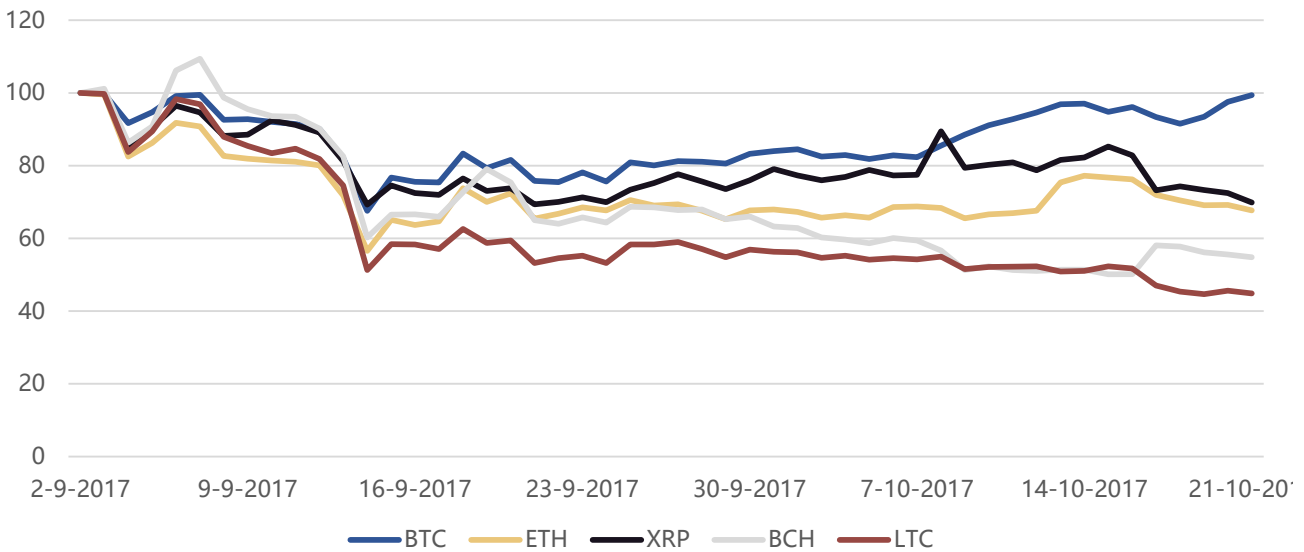
Top market cap

Name	USD	AT high	7D	SD dec	SD mag	SD down	Traded vol	BTC cor 50 day
1 Bitcoin	6125	6106	8%	57%	1.0	51%	2712	1.00
2 Ethereum	297	395	-14%	75%	0.5	114%	441	0.24
3 Ripple	0.2	0.4	-22%	84%	0.4	157%	138	0.04
4 Bitcoin Cα	322.1	738.5	1%	100%	0.6	118%	157	0.24
5 Litecoin	59.4	87.9	-3%	81%	0.9	75%	176	0.52
6 Dash	286.8	395.5	-8%	71%	0.1	226%	47	0.02
7 NEM	0.2	0.3	-2%	91%	0.6	89%	5	0.34
8 BitConnect	216.9	5914.7	10%	700%	1.0	705%	13	0.09
9 NEO	27.5	53.0	-4%	130%	0.7	121%	35	0.51
10 Monero	87.6	145.0	-8%	83%	0.3	275%	33	0.11

Top 7 day return

Name	USD	7D	Cap (mio \$)	frfl	Name	USD	7D (mio \$)	frfl
1 Stakecoin	0.00	2081%	3.71	100%	1172 StrongH	0.00	-79%	0%
2 TopCoin	0.00	1147%	0.00	0%	1173 Etheru	0.00	-80%	0%
3 Ixcoin	0.00	662%	1.75	100%	1174 Sharkco	0.00	-81%	0%
4 Internet c	0.21	369%	4.39	98%	1175 TajCoin	0.57	-82%	0%
5 Creativec	0.00	367%	2.01	100%	1176 Falcoin	0.00	-84%	100%
6 HelloGolc	2.43	357%	0.00	0%	1177 Useless	0.01	-88%	86%
7 BCAP	4.15	348%	7.77	100%	1178 Megaco	0.01	-89%	29%
8 Zeitcoin	0.00	348%	2.84	72%	1179 DPAY	0.06	-91%	24%
9 Sojourn	0.04	329%	0.00	0%	1180 RChain	0.00	-91%	0%
10 BitcoinZ	0.04	265%	0.78	100%	1181 EggCoir	0.00	-97%	0%

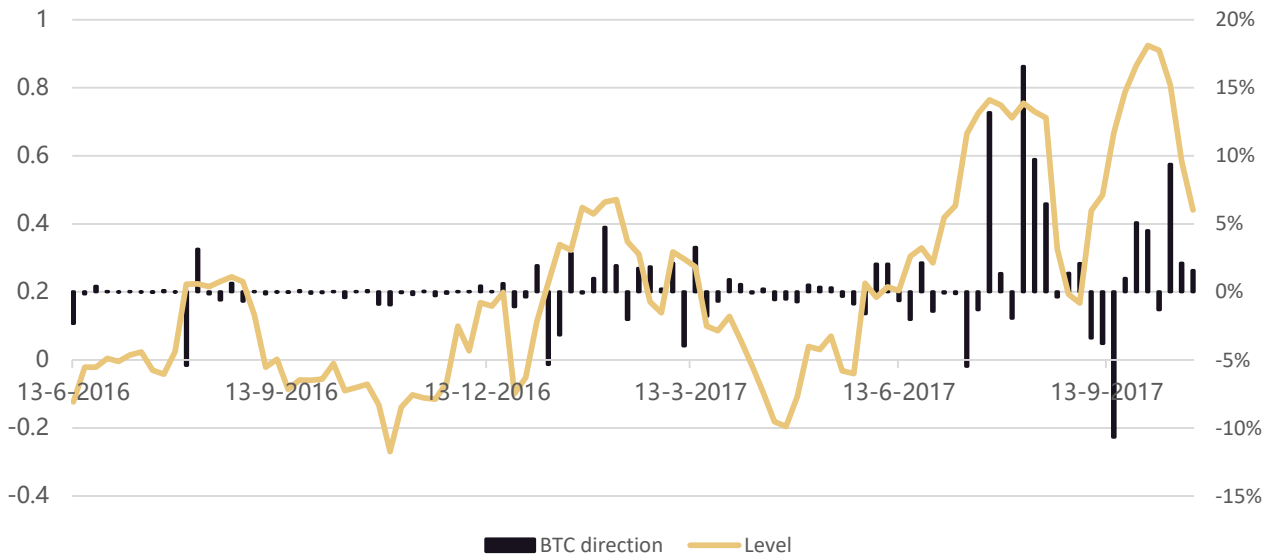
Index levels (50 days)



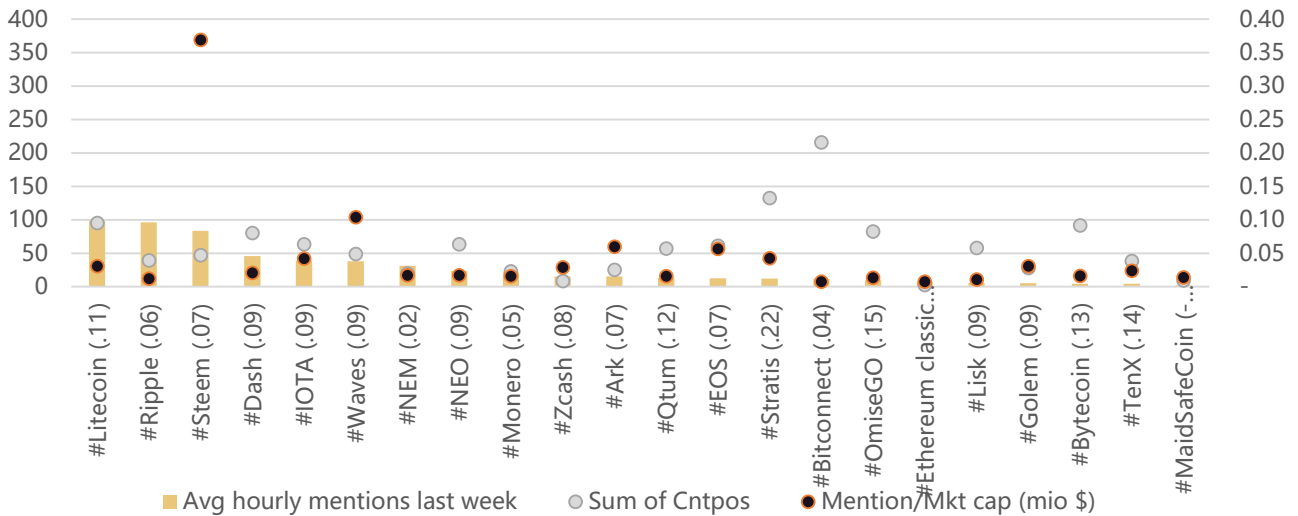
BTC regression

Name					Lagged BTC 1 day, n(30)		
	B1	SE	R2	Sig	B1	SE	Sig
1 Bitcoin	1.00	0.00	100%	●	-0.07	0.16	●
2 Ethereum	0.68	0.00	6%	●	-0.22	0.21	●
3 Ripple	0.14	0.00	0%	●	-0.37	0.31	●
4 Bitcoin Cα	0.59	0.00	6%	●	-0.18	0.27	●
5 Litecoin	0.84	0.00	28%	●	-0.42	0.21	●
6 Dash	0.19	0.01	0%	●	-0.44	0.19	●
7 NEM	0.95	0.00	12%	●	-0.20	0.25	●
8 BitConne	0.85	0.00	1%	●	-0.05	2.36	●
9 NEO	1.34	-0.01	26%	●	-0.77	0.48	●
10 Monero	0.59	0.00	1%	●	-0.26	0.21	●
11 Ethereum	0.69	0.00	13%	●	-0.17	0.17	●
12 IOTA	-	-	-	-	-	-	-
13 Qtum	1.43	0.01	10%	●	-0.20	0.42	●
14 Cardano	1.60	-0.05	8%	●	-0.47	1.01	●
15 OmiseGC	1.43	0.01	26%	●	-0.47	0.35	●

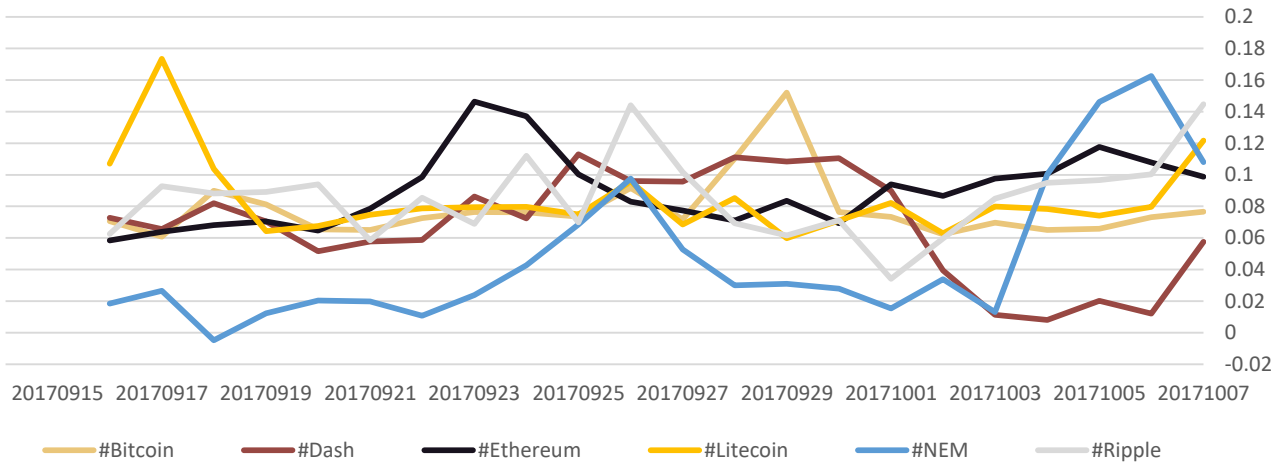
Correlation (fear/momentum) index



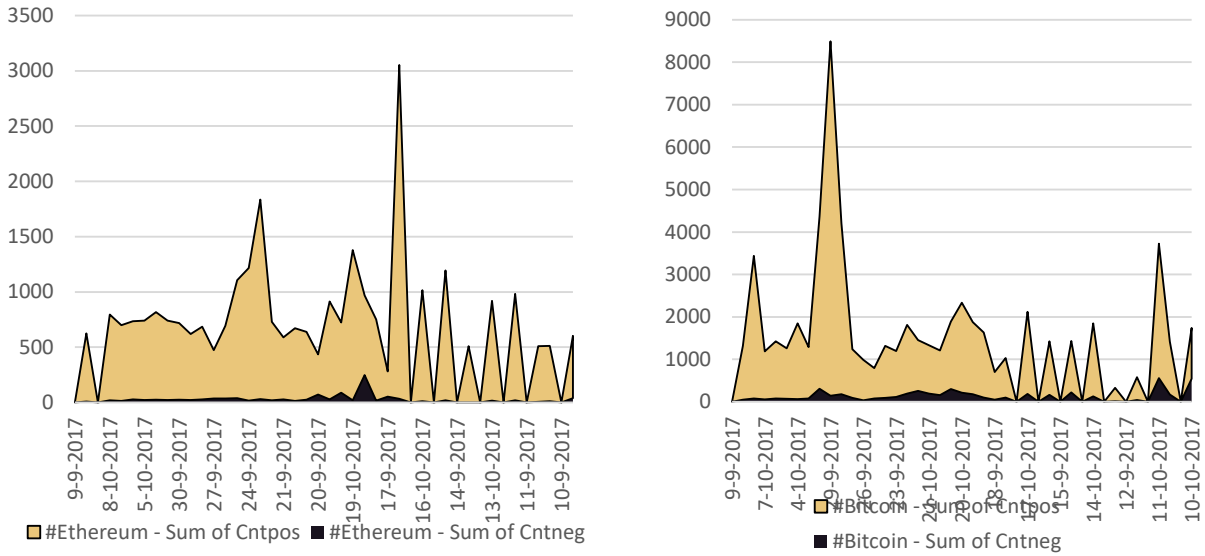
Twitter mentions vs. mktcap



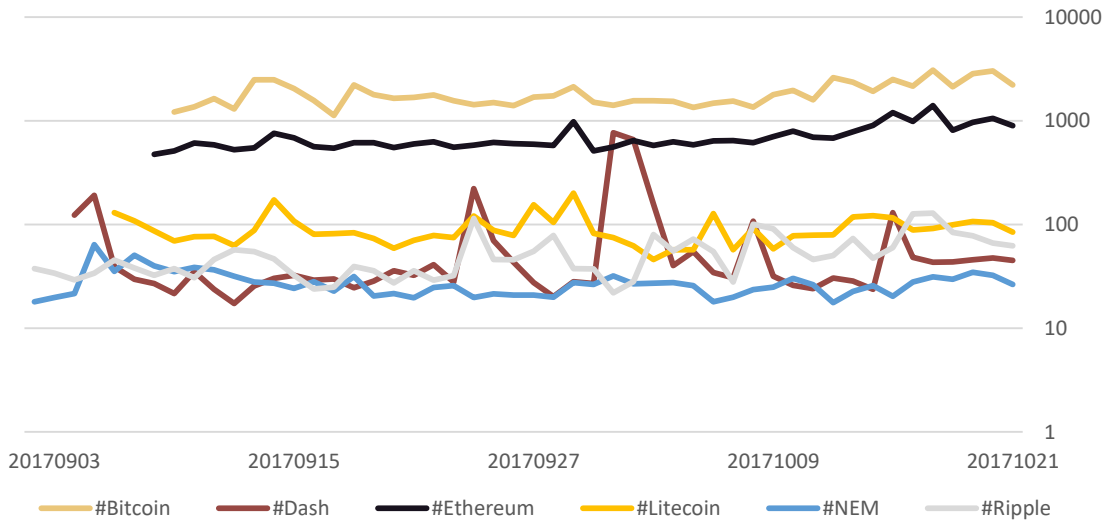
Sentiment (polarity) - Twitter



Count of positive/negatives - Twitter



Twitter mentions



Twitter frequency (last 10,000 tweets, updated weekly)

#Bitcoin

1	BITCOIN	6446
2	Blockchai	2441
3	Ethereum	1400
4	CryptoCu	1231
5	ICO	1061
6	CRYPTO	972
7	JohnMcA	881
8	FinTech	775
9	bTC	747
10	anryze	463
11	defstar5	295
12	win	281
13	Games	275
14	slots	271
15	Cash	271
16	humpday	270
17	WCW	269
18	Wellnessv	269
19	IoT	254
20	makeyou	253
21	ai	251
22	TokenSale	221
23	bitJob	217
24	CryptoCu	204
25	BigData	191
26	india	184
27	token	184
28	LiteCoin	180
29	bitcoins	152
30	Mpgvip	142

#Ethereum

Ethereu	6752
ICO	5093
BITCOIN	4207
Blockch	4095
CryptoC	1901
TokenSa	1173
bitJob	900
FinTech	894
bTC	768
CRYPTOC	752
token	658
ETH	533
IoT	445
ai	393
CrowdS	374
Viuly	324
Minerva	290
HERO	264
EMT	249
TokenS:	248
mining	246
News	234
startup	217
DOVU	212
BigData	212
LiteCoir	199
Motivat	196
mobility	196
bitcoins	195
investm	193

#Litecoin

BITCOIN	5975
LiteCoin	5505
Ethereum	2520
Ltc	2162
CryptoCu	1907
DOGE	1145
bTC	950
Ripple	748
Blockchai	631
CRYPTO	618
ETH	594
ICO	474
FinTech	442
faucet	367
Etherium	348
bAgile	321
DASH	285
News	257
CyberSec	250
Swiss	250
today	250
bitindia	244
dogecoin	230
ArtByte	219
funding	214
neo	210
monero	206
unifycryp	196
CryptoCu	191
altcoins	185

#Ripple

Ripple	6396
Xrp	4687
BITCOIN	2210
Ethereu	1980
CryptoC	971
bitindia	901
LiteCoir	867
Blockch	863
CRYPTOC	717
bTC	588
xrpthes	582
DASH	555
bitcoinC	416
ETH	387
india	346
swellby	341
Money	338
dogeco	303
altcoins	289
\u30ea	288
winner	285
win	285
gold	285
FinTech	273
Swell	235
ripplesv	190
neo	175
kindnes	173
Remem	173
monerc	172

#Dash

1	DASH	10264
2	bTC	2315
3	ETH	2247
4	Ltc	1854
5	BITCOIN	1733
6	Etc	1586
7	Xrp	1523
8	usd	1376
9	dgb	1341
10	\u9244\u	1231
11	Ethereum	910
12	CRYPTO	692
13	Ripple	610
14	LiteCoin	601
15	Digitalcas	455

Twitter frequency #2

Top 50

Name	Google			Reddit		Twitter metrics			Per \$				
	7d (%)	kt cap (mio)	Subscr	Sentiment	mnt day	pos tw	rcp	GT	Reddit	Tw	Pos	rcp	
1 Bitcoin	7.78	101,895	13.39	16.44	65,928	2097	29688	1.31	0.36	0.65	2.06	29.14	
2 Ethereum	-13.82	28,236	1.38	14.98	25,612	1789	8201	0.49	0.48	0.91	6.33	29.04	
3 Ripple	-22.11	7,854	0.84	0.60	2,308	77	439	1.06	0.41	0.29	0.98	5.59	
4 Bitcoin Ca	0.58	5,382	0.24	-	-	-	-	0.45	-	-	-	-	
5 Litecoin	-2.76	3,175	0.49	7.76	2,352	190	559	1.54	2.04	0.74	5.99	17.61	
6 Dash	-8.47	2,189	4.31	0.14	1,094	73	355	19.67	0.03	0.50	3.33	16.23	
7 NEM	-1.94	1,850	1.38	0.94	747	12	87	7.44	0.37	0.40	0.67	4.71	
8 BitConnect	9.7	1,568	0.40	0.76	276	50	81	2.57	0.05	0.18	3.16	5.15	
9 NEO	-4.23	1,375	3.41	10.13	562	30	215	24.83	2.36	0.41	2.17	15.66	
10 Monero	-7.77	1,335	0.18	30.66	1.94	505	10	113	1.32	2.30	0.38	0.72	8.47
11 Ethereum	-10.71	1,052	0.02	-	184	1	37	0.17	-	0.17	0.05	3.52	
12 IOTA	-27.75	923	0.22	22.99	3.24	937	49	173	2.34	2.49	1.01	5.35	18.75
13 Qtum	0.43	809	0.06	4.56	-0.42	308	15	132	0.68	0.56	0.38	1.88	16.35
14 Cardano	-10.95	744	0.06	1.48	0.81	82	15	53	0.78	0.20	0.11	2.01	7.13
15 OmiseGC	-11.47	715	0.05	1.37	0.00	233	16	53	0.76	0.19	0.33	2.24	7.35
16 Lisk	-3.4	527	0.05	16.20	3.34	137	7	34	0.94	3.08	0.26	1.27	6.37
17 Zcash	-10.17	526	0.11	-	365	3	76	2.09	-	0.69	0.49	14.37	
18 Tether	-0.05	437	0.15	0.36	0.03	35	0	41	3.37	0.08	0.08	0.00	9.41
19 Stellar Lur	35.73	416	-	-	-	-	-	-	-	-	-	-	-
20 Hshare	-6.42	365	0.00	-	29	0	14	0.00	-	0.08	0.00	3.80	
21 Waves	-7.29	365	-	0.28	0.38	911	37	225	-	0.08	2.50	10.14	61.57
22 Stratis	-3.5	287	0.03	2.24	-0.03	292	34	61	1.14	0.78	1.02	11.83	21.16
23 Bytecoin	5.7	275	0.04	-	-	107	9	21	1.28	-	0.39	3.22	7.62
24 Ark	-10.59	251	-	40.24	-1.21	360	8	55	-	16.04	1.43	3.05	22.10
25 Steem	-13.7	226	-	1.13	-0.07	1,998	78	3262	-	0.50	8.86	34.59	1446.54
26 EOS	-13.45	219	1.43	3.51	0.09	298	15	43	65.32	1.61	1.36	6.95	19.60
27 Ardor	-18.27	203	-	2.41	0.55	132	0	19	-	1.19	0.65	0.23	9.19
28 TenX	-7.77	186	0.03	-	-	107	4	36	1.84	-	0.57	2.41	19.24
29 Augur	-9.85	183	0.03	4.92	0.33	83	1	26	1.57	2.68	0.45	0.33	14.26
30 FirstCoin	4.99	183	-	0.00	0.30	-	-	-	-	0.00	-	-	-
31 Komodo	-3.22	175	0.33	0.01	0.15	124	4	75	18.72	0.01	0.71	2.38	42.89
32 Golem	-1.64	174	-	0.76	0.18	129	3	28	-	0.44	0.74	1.86	16.14
33 PIVX	-17.59	169	-	4.05	0.76	137	2	12	-	2.39	0.81	1.38	7.35
34 Gas	-16.48	165	-	0.08	0.00	1,308	27	687	-	0.05	7.91	16.57	415.29
35 Walton	10.63	158	1.02	0.01	0.00	98	90	37	64.48	0.00	0.62	56.93	23.53
36 MaidSafe	-12.03	157	0.00	0.18	0.06	53	0	18	0.00	0.11	0.34	0.25	11.52
37 Decred	-11.88	152	0.01	3.70	1.38	111	6	13	0.79	2.44	0.74	4.21	8.31
38 MonaCoin	-45.44	148	-	0.96	0.07	-	-	-	-	0.65	-	-	-
39 Kyber Net	-16.54	137	-	-	-	-	-	-	-	-	-	-	-
40 Basic Atte	-22.29	136	0.00	-	-	31	0	3	0.13	-	0.23	0.00	2.25
41 SALT	-22.98	134	-	-	-	408	7	146	-	-	3.04	5.22	108.71
42 Metal	-10	131	-	153.47	-0.97	4,229	128	2653	-	117.01	32.24	97.23	2022.61
43 BitShares	-2.36	131	0.02	3.71	0.03	114	6	43	1.27	2.83	0.87	4.26	32.92
44 DigixDAC	-12.08	129	0.00	-	-	31	22	8	0.00	-	0.24	16.92	5.93
45 TRON	-14.06	128	-	4.06	5.33	131	4	18	-	3.16	1.02	2.83	14.02
46 Veritaseum	-26.3	127	-	-	-	-	-	-	-	-	-	-	-
47 Factom	-11.06	126	0.01	6.02	3.05	88	1	4	0.96	4.76	0.69	0.98	2.90
48 GameCredits	8.39	123	-	-	-	49	0	16	-	-	0.40	0.00	13.15
49 Binance Coin	-16.3	123	0.00	-	-	76	0	15	0.36	-	0.62	0.00	12.51
50 Blocknet	8.29	121	-	-	-	-	-	-	-	-	-	-	-

Disclaimer

A lot of care and effort has been put in to creating this report. AltcoinAnalytics is however not responsible for errors or incorrect prices.

More info can be found at:

www.altcoinanalytics.com

Sources for all prices and data:

www.cryptocompare.com

www.coinmarketcap.com

Like this report? Support the improvements!

BTC 16qiVsKeizXNKX88vqtHYzx3oC53hBekrw

ETH 0xCa06C24007dcD4675D31168BFebb49CB83E0bF10

LTC Lg87U6THvG2ykmmSmzZxhXo9StUjFxiLp