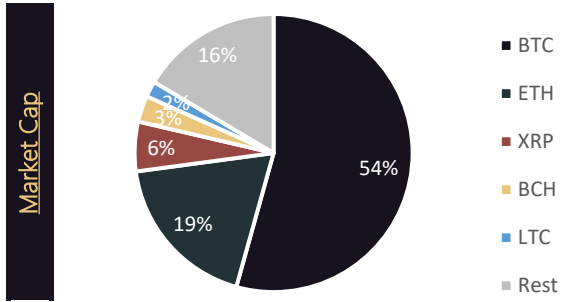


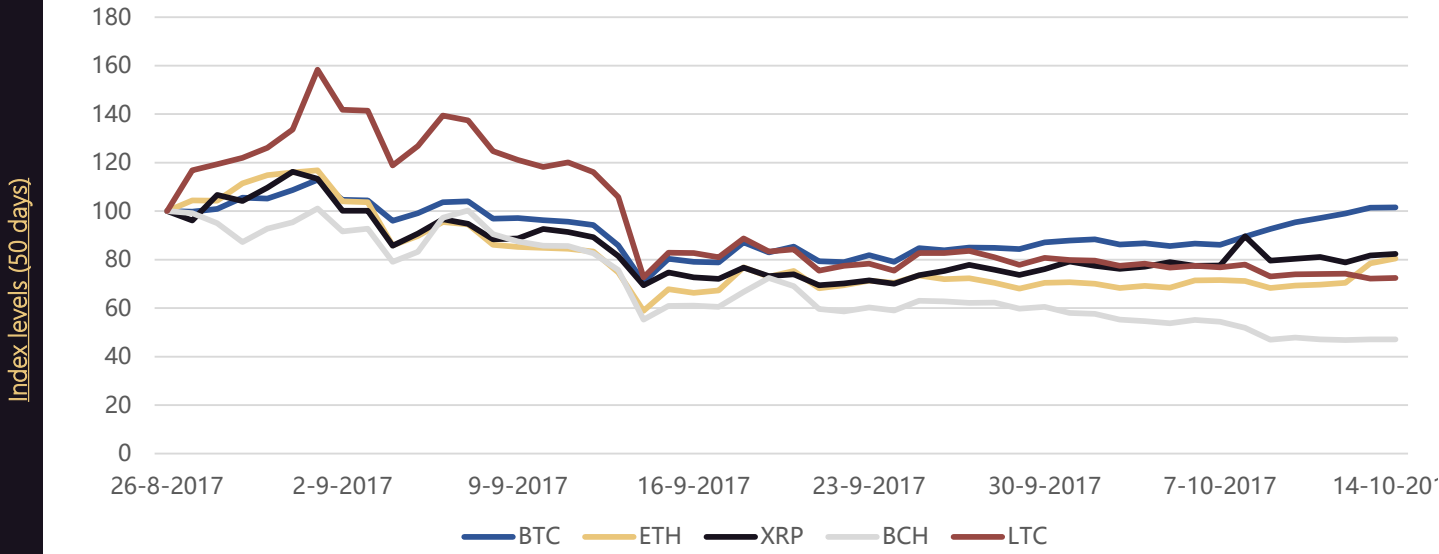
Date 14-10-2017
Day Sat

	Tot	lrg cap
# altcoins	1168	10
Tot mkt Cap (bi \$)	175.25	155.03
tot 24h vol (bi \$)	4.49	3.77
avg 24h Ret (cap wgt)	0.02%	1.95%
avg 7d ret	22.2%	23.1%
Fear index level	0.6675	



Name	USD	AT high	7D	SD dec	SD mag	SD down	Traded vol	BTC cor 50 day
1 Bitcoin	5727	5645	32%	62%	1.1	51%	2150	1.00
2 Ethereum	342	395	11%	85%	0.5	114%	791	0.24
3 Ripple	0.3	0.4	12%	88%	0.5	158%	273	0.04
4 Bitcoin Cash	320.4	738.5	-11%	102%	0.6	122%	192	0.26
5 Litecoin	60.8	87.9	17%	89%	1.0	75%	198	0.53
6 Dash	314.0	395.5	3%	84%	0.2	228%	54	0.02
7 NEM	0.2	0.3	1%	104%	0.7	89%	4	0.34
8 Monero	95.8	145.0	6%	95%	0.3	276%	43	0.11
9 NEO	28.7	53.0	-15%	149%	0.7	124%	46	0.53
10 BitConnect	200.0	4968.2	43%	834%	1.1	717%	13	0.09

Name	USD	7D	Cap (mio \$)	frfl	Name	USD	7D (mio \$)	frfl	
1 Dashes	0.00	4114%	0.00	0%	1159 MarxCoin	0.00	-69%	0.00	0%
2 TeslaCoin	2.12	1988%	0.67	24%	1160 Regacoin	0.00	-69%	0.00	0%
3 BlazerCoin	0.00	1045%	0.00	0%	1161 ATMCoin	0.00	-70%	0.00	0%
4 Stratis	5.26	715%	287.06	100%	1162 Evotion	0.02	-73%	0.10	6%
5 Swarm City	0.00	513%	11.66	100%	1163 XTD Coin	0.00	-79%	0.00	0%
6 Quark	0.95	325%	1.88	100%	1164 Circuits of \	0.46	-82%	4.11	100%
7 Sumokoin	0.01	275%	0.74	100%	1165 AurumCoin	0.00	-83%	0.27	100%
8 Matchpool	0.27	270%	10.38	100%	1166 MaxCoin	0.54	-83%	0.81	50%
9 Protean	0.01	243%	0.00	0%	1167 Influxcoin	0.05	-84%	1.05	98%
10 Cobinhood	0.11	243%	0.00	0%	1168 Digital Mor	0.00	-96%	0.00	0%

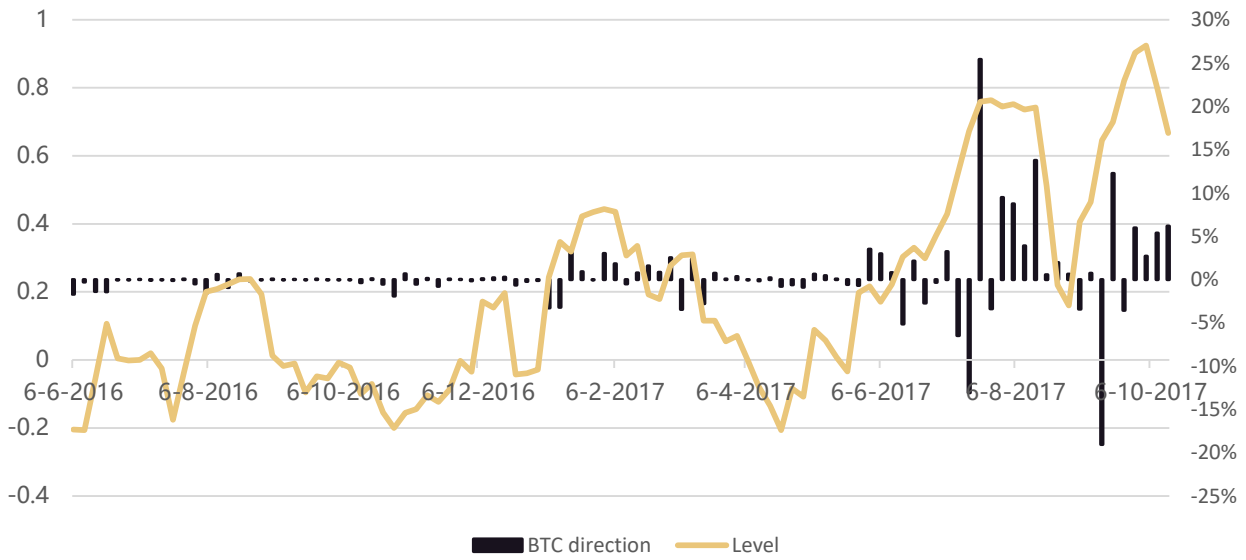


Sources:
<https://www.cryptocompare.com/>
<https://coinmarketcap.com/>

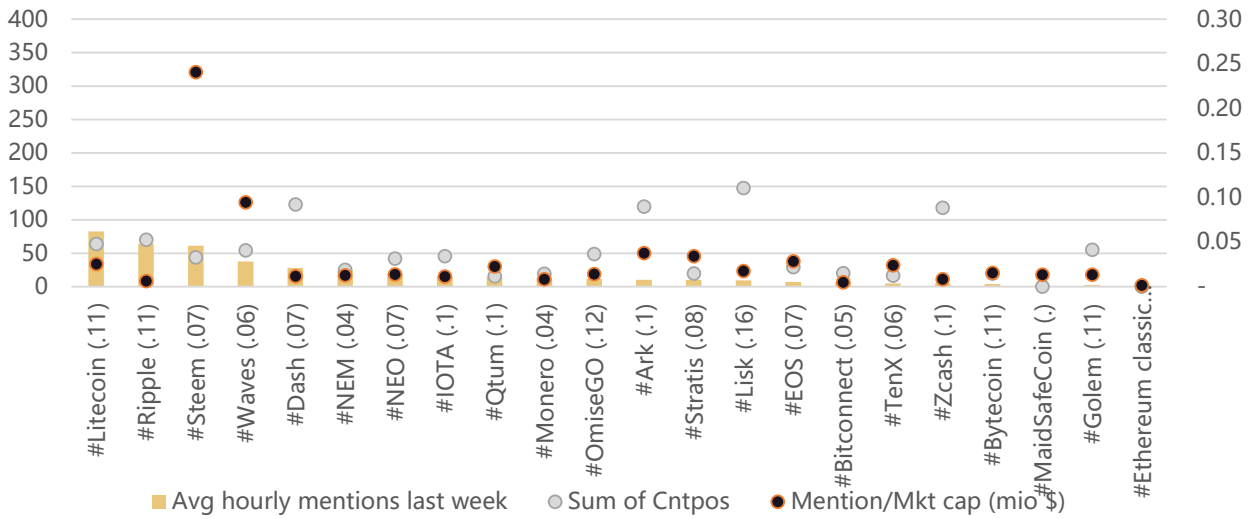
BTC_regression

Name					Lagged BTC 1 day, n(30)		
	B1	SE	R2	Sig	B1	SE	Sig
1 Bitcoin	1.00	0.00	100%	●	-0.46	0.11	●
2 Ethereum	0.68	0.01	6%	●	-0.56	0.15	●
3 Ripple	0.14	0.00	0%	●	-0.37	0.15	●
4 Bitcoin Cash	0.64	-0.01	7%	●	-0.21	0.17	●
5 Litecoin	0.84	0.00	28%	●	-0.56	0.13	●
6 Dash	0.19	0.01	0%	●	-0.62	0.13	●
7 NEM	0.95	0.00	12%	●	-0.74	0.19	●
8 Monero	0.59	0.00	1%	●	-0.53	0.14	●
9 NEO	1.39	-0.01	28%	●	-0.68	0.27	●
10 BitConnect	0.85	0.00	1%	●	-0.26	1.25	●
11 IOTA	-	-	-	-	-	-	-
12 Ethereum Cla	0.70	0.00	13%	●	-0.42	0.13	●
13 Cardano	1.99	-0.06	6%	●	-1.08	1.29	●
14 OmiseGO	1.46	0.02	27%	●	-0.78	0.22	●
15 Qtum	1.44	0.01	10%	●	-0.49	0.25	●

Correlation (fear/momentum) index

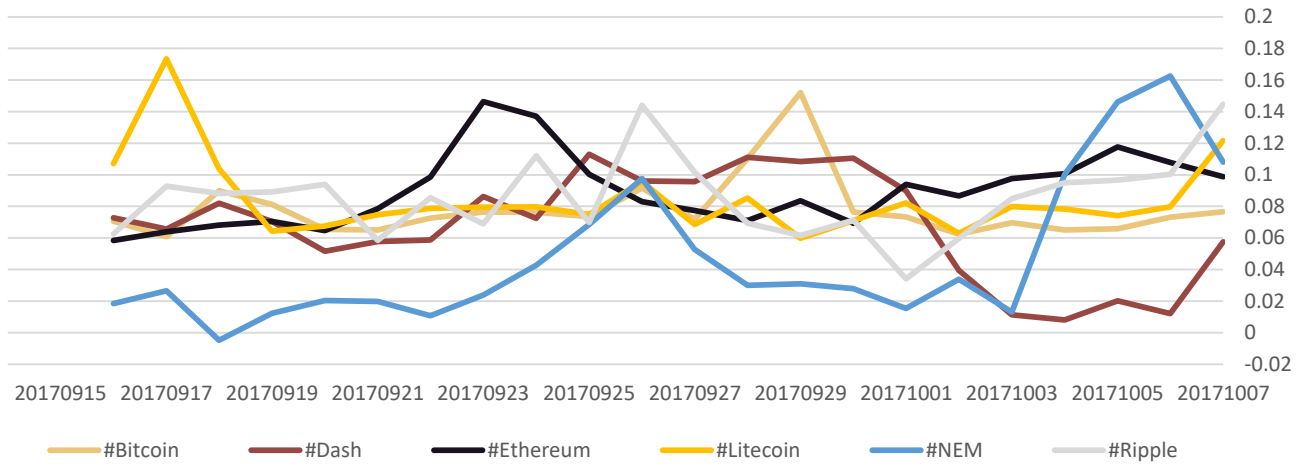


Twitter mentions vs. mktcap

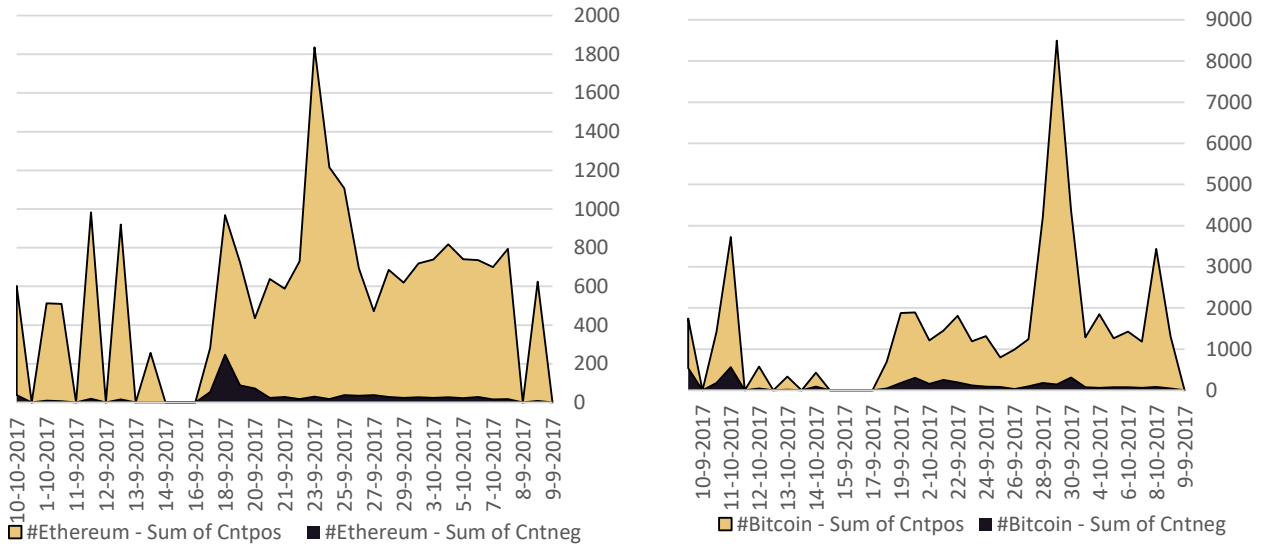


Sources:
<https://www.cryptocompare.com/>
<https://coinmarketcap.com/>

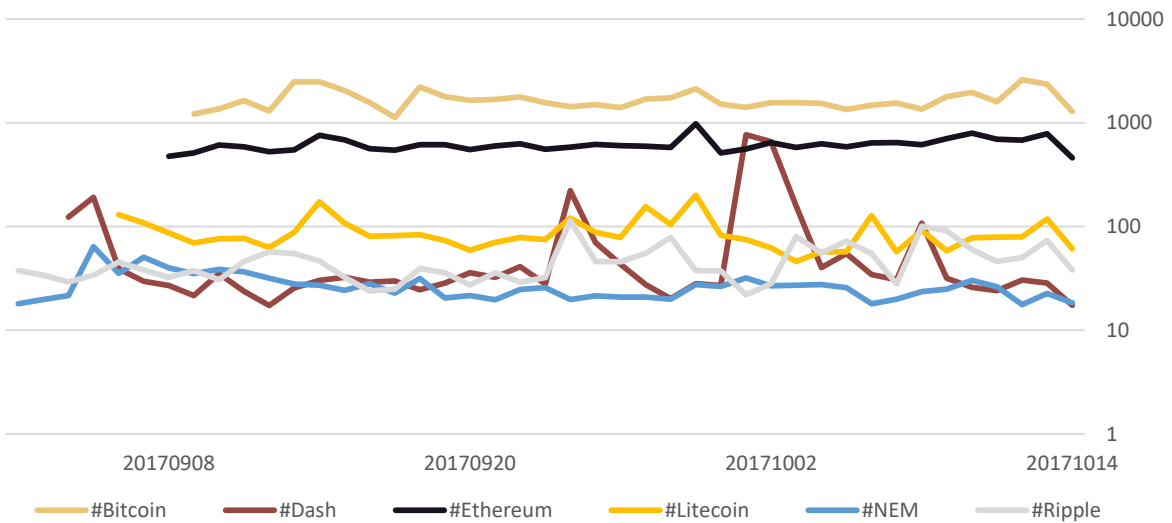
Sentiment (polarity) - Twitter



Count of positive/negatives - Twitter



Twitter mentions



#Bitcoin

1	BITCOIN	6446
2	Blockchain	2441
3	Ethereum	1400
4	CryptoCurren	1231
5	ICO	1061
6	CRYPTO	972
7	JohnMcAfee	881
8	FinTech	775
9	bTC	747
10	anryze	463
11	defstar5	295
12	win	281
13	Games	275
14	slots	271
15	Cash	271
16	humpday	270
17	WCW	269
18	WellnessWed	269
19	IoT	254
20	makeyourowr	253
21	ai	251
22	Tokenale	221
23	bitJob	217
24	CryptoCurren	204
25	BigData	191
26	india	184
27	token	184
28	LiteCoin	180
29	bitcoins	152
30	Mpgvip	142

#Ethereum

Ethereum	6752
ICO	5093
BITCOIN	4207
Blockchair	4095
CryptoCur	1901
Tokenale	1173
bitJob	900
FinTech	894
bTC	768
CRYPTO	752
token	658
ETH	533
IoT	445
ai	393
CrowdSale	374
Viuly	324
Minerva	290
HERO	264
EMT	249
TokenSale	248
mining	246
News	234
startup	217
DOVU	212
BigData	212
LiteCoin	199
Motivator	196
mobility	196
bitcoins	195
investmen	193

#Litecoin

BITCOIN	5975
LiteCoin	5505
Ethereum	2520
Ltc	2162
CryptoCu	1907
DOGE	1145
bTC	950
Ripple	748
Blockchai	631
CRYPTO	618
ETH	594
ICO	474
FinTech	442
faucet	367
Etherium	348
bAgile	321
DASH	285
News	257
CyberSec	250
Swiss	250
today	250
bitindia	244
dogecoin	230
ArtByte	219
funding	214
neo	210
monero	206
unifycryp	196
CryptoCu	191
altcoins	185

#Ripple

Ripple	6396
Xrp	4687
BITCOIN	2210
Ethereu	1980
CryptoC	971
bitindia	901
LiteCoir	867
Blockch	863
CRYPTOC	717
bTC	588
xrpthes	582
DASH	555
bitcoinC	416
ETH	387
india	346
swellbyl	341
Money	338
dogeco	303
altcoins	289
\u30ea	288
winner	285
win	285
gold	285
FinTech	273
Swell	235
ripplesv	190
neo	175
kindnes	173
Remem	173
monerc	172

#Dash

1	DASH	10264
2	bTC	2315
3	ETH	2247
4	Ltc	1854
5	BITCOIN	1733
6	Etc	1586
7	Xrp	1523
8	usd	1376
9	dgb	1341
10	\u9244\u8155	1231
11	Ethereum	910
12	CRYPTO	692
13	Ripple	610
14	LiteCoin	601
15	Digitalcash	455

Name	7d (%)	Mkt cap (m)	Reddit		Twitter metrics			Per \$			
			Subscr	Sentiment	mnt day	pos tw	rcp	Tw	Pos	rcp	Reddit
1 Bitcoin	32.04	95,203	355.74	-125.31	46,545	1830	25510	0.49	2	27	0.37
2 Ethereum	11.06	32,511	131.38	21.1853	17,558	729	7187	0.54	2	22	0.40
3 Ripple	11.54	10,099	30.48	7.08859	1,534	90	531	0.15	1	5	0.30
4 Bitcoin Cash	-10.98	5,352	-	-							-
5 Litecoin	17.44	3,246	63.02	20.906	1,983	106	508	0.61	3	16	1.94
6 Dash	2.56	2,393	-	-	674	69	460	0.28	3	19	-
7 NEM	0.86	1,903	6.80	1.61636	584	12	60	0.31	1	3	0.36
8 Monero	6.06	1,457	29.51	-1.8215	295	5	184	0.20	0	13	2.03
9 NEO	-15.04	1,435	31.44	4.79378	478	17	185	0.33	1	13	2.19
10 BitConnect	42.86	1,434	0.66	-0.0173	165	3	70	0.11	0	5	0.05
11 IOTA	-8.47	1,285	21.98	16.6006	357	14	60	0.28	1	5	1.71
12 Ethereum Cla	-0.09	1,169	-	-	42	0	25	0.04	-	2	-
13 Cardano	60.13	818	1.10	1.16278	135	4	34	0.16	1	4	0.13
14 OmiseGO	-2.9	801	1.33	0	274	11	28	0.34	1	4	0.17
15 Qtum	-6.37	643	4.31	0.33522	350	5	85	0.54	1	13	0.67
16 Zcash	-4.83	573	-	-	116	12	147	0.20	2	26	-
17 Lisk	-7.5	545	15.87	4.85267	227	28	22	0.42	5	4	2.91
18 Tether	0.33	437	0.34	-0.0279	35	0	92	0.08	-	21	0.08
19 Hshare	65.56	398	-	-	39	0	12	0.10	-	3	-
20 Waves	-20.29	395	0.28	0.35309	898	41	353	2.27	10	89	0.07
21 Stellar Lumen	-14.93	307	-	-							-
22 Stratis	-20.39	294	2.18	0.03378	241	4	145	0.82	1	50	0.74
23 MonaCoin	715.27	287	0.79	0.45336							0.28
24 Ark	10.18	277	40.01	0.64208	251	25	64	0.90	9	23	14.44
25 Bytecoin	11	262	-	-	97	2	12	0.37	1	5	-
26 Steem	-13.02	254	1.09	-0.047	1,467	54	3250	5.78	21	1,280	0.43
27 EOS	2.52	242	3.39	-0.1911	165	4	37	0.68	2	15	1.40
28 Ardor	25.59	242	2.35	0.6882	84	4	11	0.35	2	5	0.97
29 Augur	-7.56	203	4.87	0.37339	83	1	9	0.41	0	5	2.40
30 Gas	-12.16	202	0.08	0	1,097	29	683	5.42	14	338	0.04
31 TenX	-7.3	202	-	-	117	2	27	0.58	1	14	-
32 PIVX	5.26	202	3.87	1.07345	103	4	10	0.51	2	5	1.92
33 Komodo	-3.19	181	0.01	0.15	57	7	19	0.31	4	10	0.00
34 Basic Attentic	-18.31	177	-	-	34	0	6	0.19	-	3	-
35 Golem	-6.37	177	0.73	0.02328	56	3	15	0.32	2	9	0.41
36 SALT	-6.04	175	-	-	347	15	253	1.99	8	145	-
37 MaidSafeCoir	-14.83	174	0.18	0.06	57	0	3	0.33	-	1	0.10
38 FirstCoin	33.41	171	0.00	0.3							0.00
39 Decred	-2.33	171	3.64	3.32309	106	2	13	0.62	1	8	2.13
40 Kyber Networ	-30.71	166	-	-							-
41 Veritaseum	30.11	161	-	-							-
42 Ionomi	-12.61	160	5.36	2.42737	51	5	22	0.32	3	14	3.36
43 ChainLink	-3.67	152	-	-	41	3	26	0.27	2	17	-
44 Binance Coin	-4.22	149	-	-	75	6	18	0.50	4	12	-
45 DigixDAO	-0.79	146	-	-	24	0	18	0.16	-	12	-
46 Walton	-24.18	144	-	-	100	49	19	0.69	34	13	-
47 Metal	-1.69	143	-	-	3,228	187	1900	22.57	131	1,329	-
48 TRON	-18.8	143	-	-	84	5	60	0.59	3	42	-
49 Factom	-10.08	141	5.99	2.49879	84	2	7	0.60	1	5	4.26
50 BitShares	-14.24	134	3.67	0.98336	109	6	23	0.81	4	17	2.73

Sources:

<https://www.cryptocompare.com/><https://coinmarketcap.com/>

Disclaimer

A lot of care and effort has been put in to creating this report. AltcoinAnalytics is however not responsible for errors or incorrect prices.

More info can be found at:

www.altcoinanalytics.com

Sources for all prices and data:

www.cryptocompare.com

www.coinmarketcap.com

Like this report? Support the improvements!

BTC 1J9Mq3BK23Zkt9SLEiAZZ3ftSDkhadjSRh

ETH 0x81088b454Cc3668F4e7E241363C5d68f611B7018

Sources:

<https://www.cryptocompare.com/>

<https://coinmarketcap.com/>

Sources:
<https://www.cryptocompare.com/>
<https://coinmarketcap.com/>