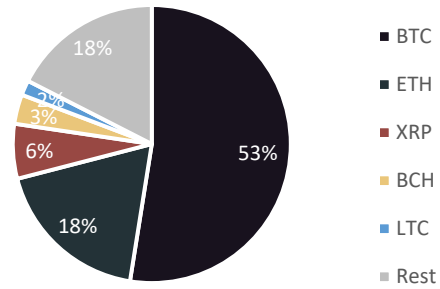


**Date** 10-10-2017  
**Day** Tue

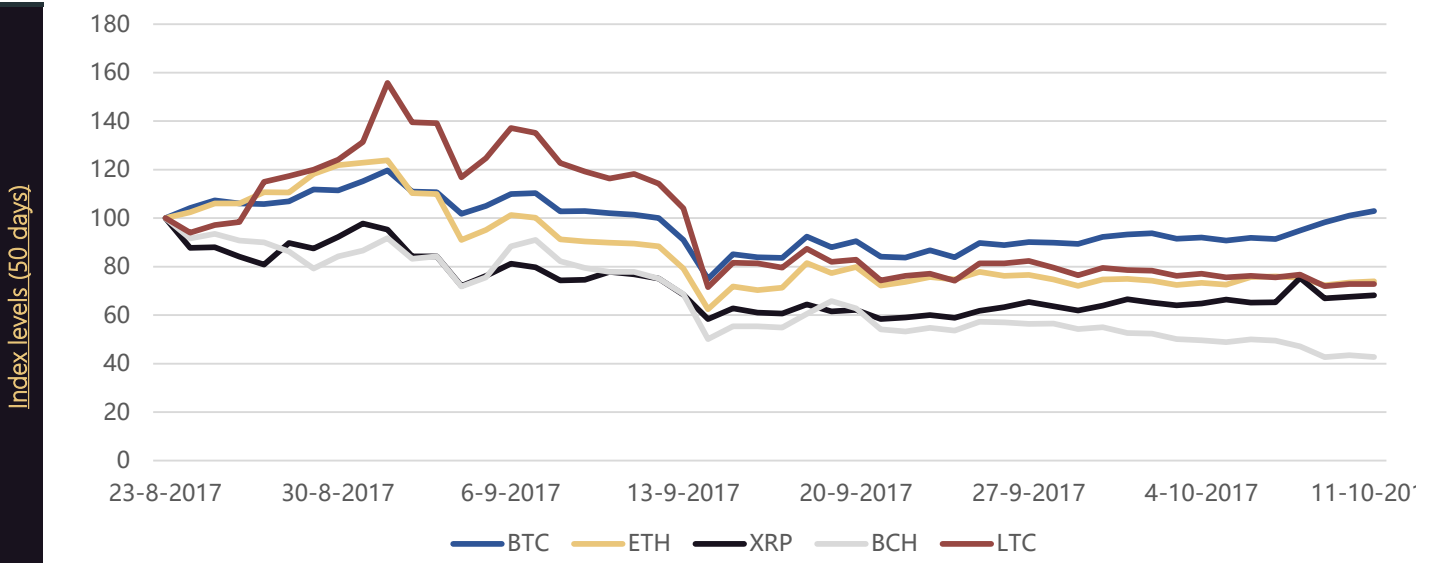
	Tot	lrg cap
# altcoins	1156	10
Tot mkt Cap (bi \$)	155.74	136.74
tot 24h vol (bi \$)	4.46	3.82
avg 24h Ret (cap wgt)	0.29%	3.11%
avg 7d ret	8.7%	10.1%
Fear index level	0.8074	

Market Cap



	Name	USD	AT high	7D	SD dec	SD mag	SD down	Traded vol	BTC cor 50 day
1	Bitcoin	4922	4922	15%	67%	1.1	51%	2011	1.00
2	Ethereum	302	395	3%	82%	0.5	114%	485	0.24
3	Ripple	0.3	0.4	27%	93%	0.5	158%	604	0.04
4	Bitcoin Cash	319.7	738.5	-20%	110%	0.6	123%	412	0.26
5	Litecoin	50.8	87.9	-2%	95%	1.0	75%	138	0.53
6	Dash	291.0	395.5	-2%	88%	0.2	228%	42	0.02
7	NEM	0.2	0.3	-6%	112%	0.8	89%	6	0.34
8	NEO	30.2	53.0	-9%	161%	0.8	125%	71	0.53
9	Monero	87.0	145.0	-4%	96%	0.3	277%	39	0.11
10	IOTA	0.5	-	-12%	-	-	-	11	-

	Name	USD	7D	Cap (mio \$)	frfi		Name	USD	7D (mio \$)	frfi	
1	OX Fina	0.01	2774%	0.00	0%	1147	TeamUp	0.20	-75%	0.00	0%
2	GanjaCoin	0.00	995%	0.00	0%	1148	PizzaCoin	0.00	-75%	0.00	100%
3	Slimcoin	0.13	883%	0.20	60%	1149	Cyder	0.00	-77%	0.00	0%
4	Sling	0.01	755%	0.06	3%	1150	RHFCoin	183.76	-77%	0.00	0%
5	Wi Coin	0.14	596%	0.00	0%	1151	Zeitcoin	0.02	-78%	2.70	96%
6	X-Coin	0.00	450%	0.08	6%	1152	TechShares	0.02	-79%	0.00	0%
7	Moneta	0.00	360%	0.00	0%	1153	Piggycoin	0.00	-81%	0.30	95%
8	AvatarCoin	0.01	317%	0.00	0%	1154	ZSEcoin	0.00	-85%	0.00	0%
9	Bitgem	0.00	314%	0.00	0%	1155	Digital Mor	0.01	-86%	0.00	0%
10	Syndicate	0.14	252%	2.96	98%	1156	FlutterCoin	0.00	-93%	0.18	100%

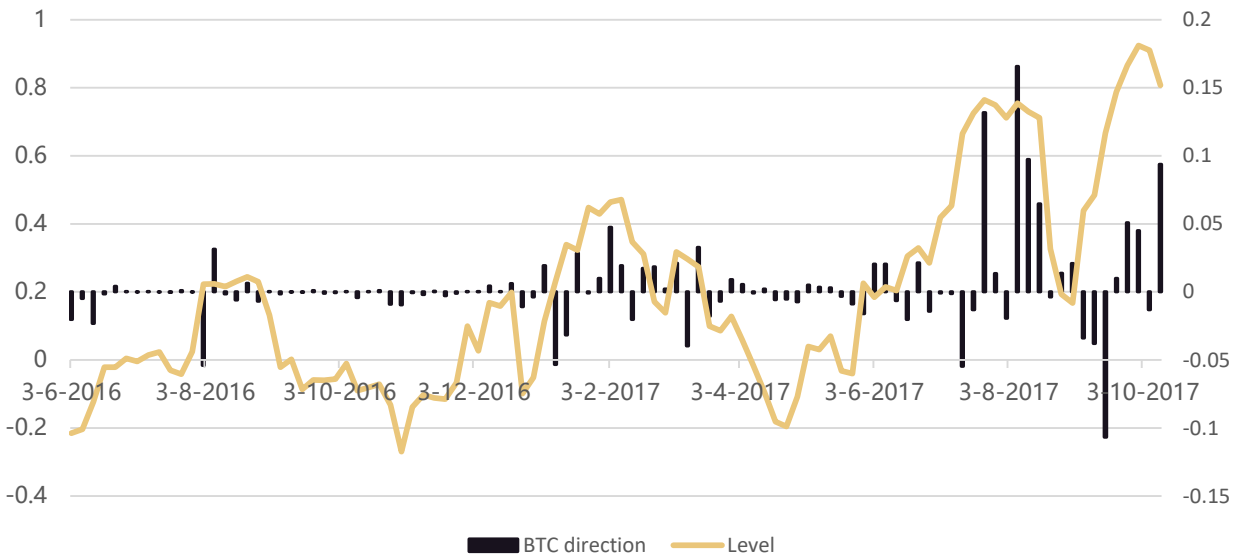


Sources:  
<https://www.cryptocompare.com/>  
<https://coinmarketcap.com/>

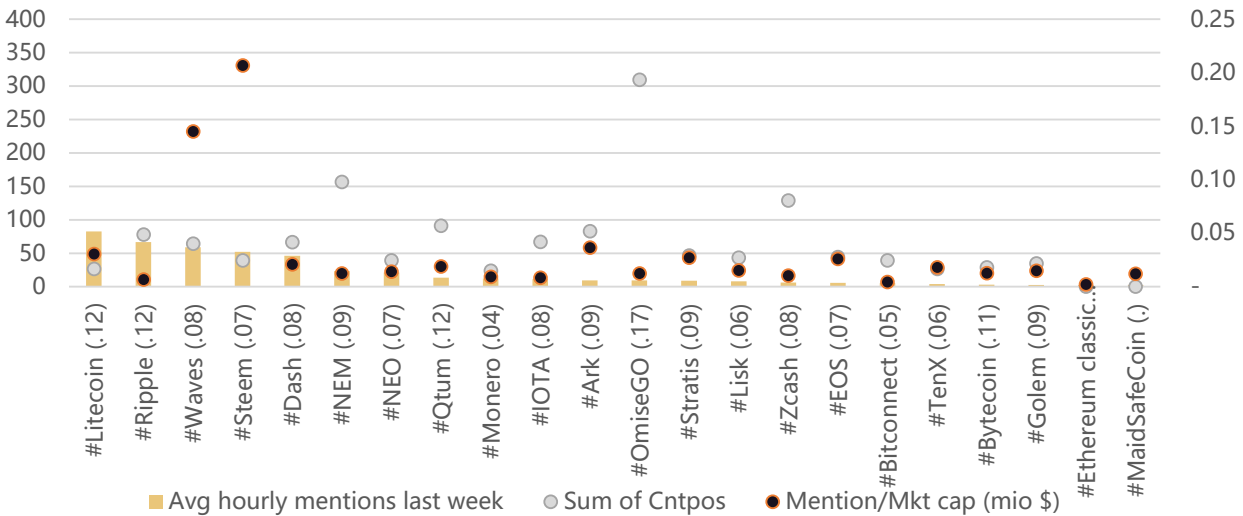
BTC\_regression

Name					Lagged BTC 1 day, n(30)		
	B1	SE	R2	Sig	B1	SE	Sig
1 Bitcoin	1.00	0.00	100%	●	-0.21	0.18	●
2 Ethereum	0.68	0.00	6%	●	-0.29	0.21	●
3 Ripple	0.14	0.00	0%	●	-0.17	0.19	●
4 Bitcoin Cash	0.64	-0.01	7%	●	0.09	0.24	●
5 Litecoin	0.84	0.00	28%	●	-0.17	0.25	●
6 Dash	0.19	0.01	0%	●	-0.32	0.22	●
7 NEM	0.95	0.00	12%	●	-0.30	0.30	●
8 NEO	1.40	-0.01	28%	●	-0.31	0.33	●
9 Monero	0.58	0.00	1%	●	-0.25	0.21	●
10 IOTA	-	-	-		-	-	
11 BitConnect	0.85	0.00	1%	●	0.19	1.21	●
12 Ethereum Cla	0.70	0.00	13%	●	-0.04	0.25	●
13 OmiseGO	1.47	0.02	27%	●	-0.40	0.30	●
14 Qtum	1.44	0.01	10%	●	-0.04	0.35	●
15 Zcash	0.73	-0.01	4%	●	-0.41	0.25	●

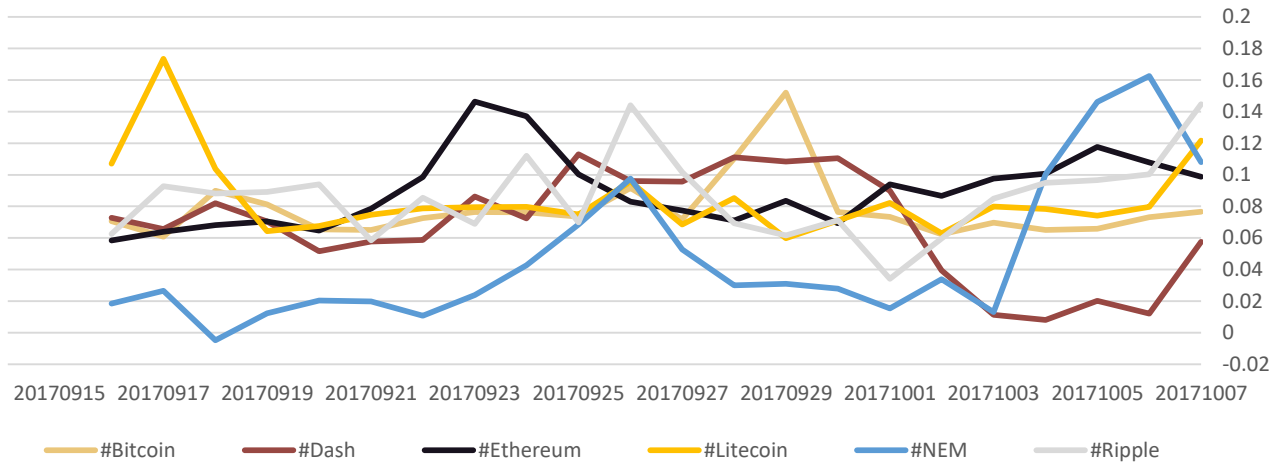
Correlation (fear/momentum) index



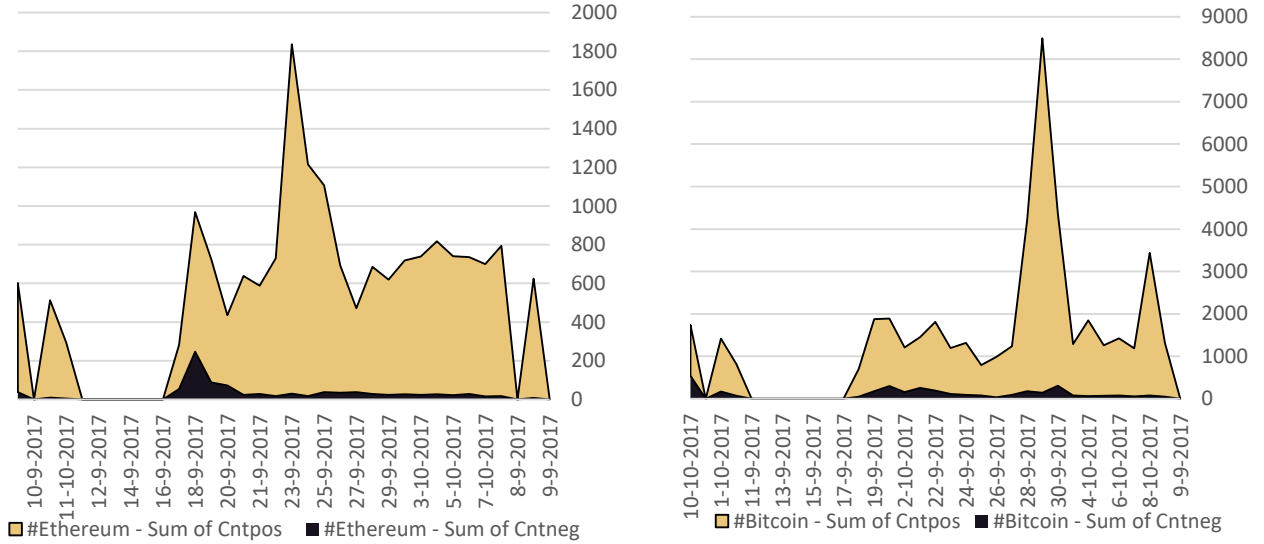
Twitter mentions vs. mktcap



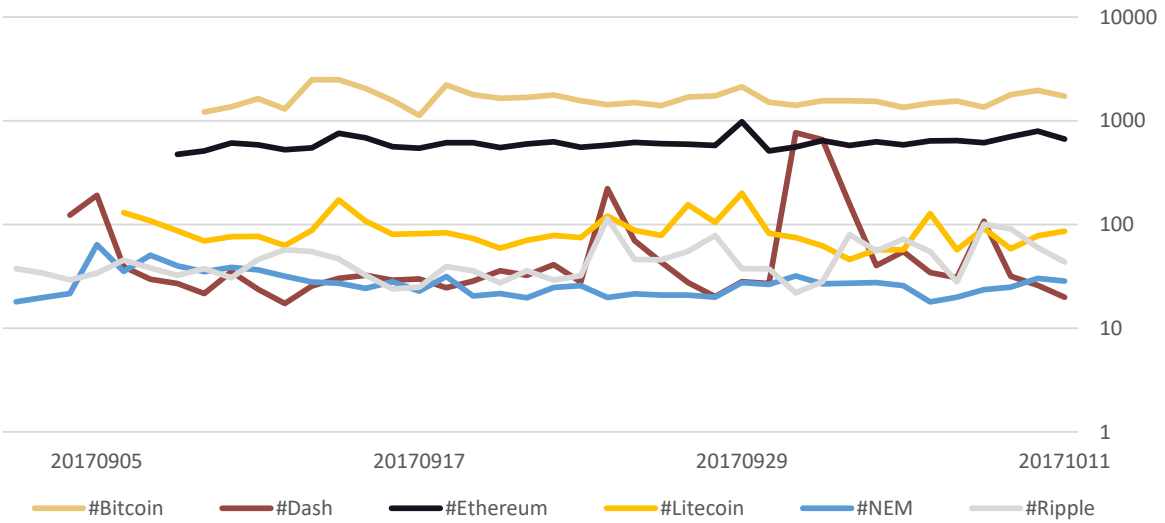
Sentiment (polarity) - Twitter



Count of positive/negatives - Twitter



Twitter mentions



## #Bitcoin

1	BITCOIN	6446
2	Blockchain	2441
3	Ethereum	1400
4	CryptoCurren	1231
5	ICO	1061
6	CRYPTO	972
7	JohnMcAfee	881
8	FinTech	775
9	bTC	747
10	anryze	463
11	defstar5	295
12	win	281
13	Games	275
14	slots	271
15	Cash	271
16	humpday	270
17	WCW	269
18	WellnessWed	269
19	IoT	254
20	makeyourowr	253
21	ai	251
22	Tokenale	221
23	bitJob	217
24	CryptoCurren	204
25	BigData	191
26	india	184
27	token	184
28	LiteCoin	180
29	bitcoins	152
30	Mpgvip	142

## #Ethereum

Ethereum	6752
ICO	5093
BITCOIN	4207
Blockchair	4095
CryptoCur	1901
Tokenale	1173
bitJob	900
FinTech	894
bTC	768
CRYPTO	752
token	658
ETH	533
IoT	445
ai	393
CrowdSale	374
Viuly	324
Minerva	290
HERO	264
EMT	249
TokenSale	248
mining	246
News	234
startup	217
DOVU	212
BigData	212
LiteCoin	199
Motivator	196
mobility	196
bitcoins	195
investmen	193

## #Litecoin

BITCOIN	5975
LiteCoin	5505
Ethereum	2520
Ltc	2162
CryptoCu	1907
DOGE	1145
bTC	950
Ripple	748
Blockchai	631
CRYPTO	618
ETH	594
ICO	474
FinTech	442
faucet	367
Etherium	348
bAgile	321
DASH	285
News	257
CyberSec	250
Swiss	250
today	250
bitindia	244
dogecoin	230
ArtByte	219
funding	214
neo	210
monero	206
unifycryp	196
CryptoCu	191
altcoins	185

## #Ripple

Ripple	6396
Xrp	4687
BITCOIN	2210
Ethereu	1980
CryptoC	971
bitindia	901
LiteCoir	867
Blockch	863
CRYPTC	717
bTC	588
xrphes	582
DASH	555
bitcoinC	416
ETH	387
india	346
swellby	341
Money	338
dogeco	303
altcoins	289
\u30ea	288
winner	285
win	285
gold	285
FinTech	273
Swell	235
ripplesv	190
neo	175
kindnes	173
Remem	173
monerc	172

## #Dash

1	DASH	10264
2	bTC	2315
3	ETH	2247
4	Ltc	1854
5	BITCOIN	1733
6	Etc	1586
7	Xrp	1523
8	usd	1376
9	dgb	1341
10	\u9244\u8155	1231
11	Ethereum	910
12	CRYPTO	692
13	Ripple	610
14	LiteCoin	601
15	Digitalcash	455

	Name	7d (%)	Rel trd vol	Mkt cap (mio)	Twitter metrics			Per \$		
					mnt day	pos tw	rcp	Tw	Pos	rcp
1	Bitcoin	14.63	2.5%	81,784	38,930	1705	19937	0.48	2	24
2	Ethereum	2.6	1.7%	28,749	16,300	681	8260	0.57	2	29
3	Ripple	27.48	6.1%	9,921	1,603	104	389	0.16	1	4
4	Bitcoin Cash	-20.11	7.7%	5,333						
5	Litecoin	-2.25	5.1%	2,710	1,979	44	428	0.73	2	16
6	Dash	-1.55	1.9%	2,216	1,106	61	555	0.50	3	25
7	NEM	-6.31	0.3%	1,881	559	73	80	0.30	4	4
8	NEO	-8.52	4.7%	1,511	507	17	149	0.34	1	10
9	Monero	-4.29	3.0%	1,322	291	6	122	0.22	0	9
10	IOTA	-12.41	0.8%	1,316	268	15	88	0.20	1	7
11	BitConnect	22.91	1.1%	1,181	122	4	109	0.10	0	9
12	Ethereum Cla	-3.72	3.5%	1,117	54	0	15	0.05	-	1
13	OmiseGO	-12.4	3.8%	773	228	59	46	0.29	8	6
14	Qtum	7.3	7.5%	721	326	25	95	0.45	4	13
15	Zcash	-2.15	5.9%	571	143	16	268	0.25	3	47
16	Cardano	0.96	0.6%	568	83	4	31	0.15	1	5
17	Lisk	-15.13	2.1%	534	194	7	20	0.36	1	4
18	Tether	-0.43	39.8%	436	38	0	54	0.09	0	12
19	Waves	-14.39	1.8%	407	1,417	76	408	3.48	19	100
20	Stratis	-8.68	1.9%	333	216	9	106	0.65	3	32
21	Hshare	48.44	4.0%	308	36	0	21	0.12	-	7
22	Stellar Lumen	49.72	6.7%	296						
23	Ark	0.01	1.7%	260	228	16	70	0.88	6	27
24	Steem	-15.35	0.6%	252	1,251	41	2495	4.97	16	990
25	Bytecoin	9.39	0.4%	251	75	2	12	0.30	1	5
26	EOS	-8.75	3.9%	226	141	5	39	0.62	2	17
27	TenX	-12.21	1.5%	211	91	2	57	0.43	1	27
28	Augur	-2.79	0.4%	207	87	2	12	0.42	1	6
29	Ardor	17.71	1.9%	204	74	1	13	0.36	1	6
30	Basic Attentio	-26.23	1.9%	195	28	0	8	0.14	-	4
31	Kyber Networ	-20.79	2.7%	190						
32	MaidSafeCoir	-11.64	1.8%	186	54	0	3	0.29	-	2
33	Gas	-24.76	0.7%	184	901	49	491	4.89	26	266
34	Komodo	-15.02	0.5%	177	60	7	23	0.34	4	13
35	SALT	-37.59	1.8%	177	381	19	313	2.15	11	177
36	Walton	-7.83	9.5%	175	128	2	18	0.73	1	10
37	Golem	-13.4	1.2%	174	62	2	19	0.36	1	11
38	Decred	-7.13	0.7%	172	114	31	17	0.66	18	10
39	PIVX	-4.47	0.7%	170	86	6	5	0.51	3	3
40	Iconomi	13.19	0.5%	150	74	4	26	0.49	3	17
41	ChainLink	21.56	5.1%	147	42	1	39	0.29	1	26
42	Metal	-9.28	2.5%	143	3,136	125	1860	21.94	88	1,302
43	Binance Coin	-19.3	5.6%	142	92	1	20	0.65	0	14
44	TRON	-7.88	0.2%	140	82	4	42	0.59	3	30
45	FirstCoin	20.3	1.6%	136						
46	DigixDAO	-5.97	0.2%	136	24	0	18	0.18	-	13
47	Factom	-4.76	2.6%	135	50	2	5	0.37	2	4
48	Veritaseum	-4.51	0.2%	128						
49	GameCredits	-22.23	1.4%	124	40	5	12	0.32	4	10
50	Siacoin	-14.65	1.7%	123	56	4	8	0.45	3	6

Sources:

<https://www.cryptocompare.com/><https://coinmarketcap.com/>

## Disclaimer

A lot of care and effort has been put in to creating this report. AltcoinAnalytics is however not responsible for errors or incorrect prices.

More info can be found at:

[www.altcoinanalytics.com](http://www.altcoinanalytics.com)

Sources for all prices and data:

[www.cryptocompare.com](http://www.cryptocompare.com)

[www.coinmarketcap.com](http://www.coinmarketcap.com)

Like this report? Support the improvements!

BTC 1J9Mq3BK23Zkt9SLEiAZZ3ftSDkhadjSRh

ETH 0x81088b454Cc3668F4e7E241363C5d68f611B7018

Sources:

<https://www.cryptocompare.com/>

<https://coinmarketcap.com/>

Sources:  
<https://www.cryptocompare.com/>  
<https://coinmarketcap.com/>