

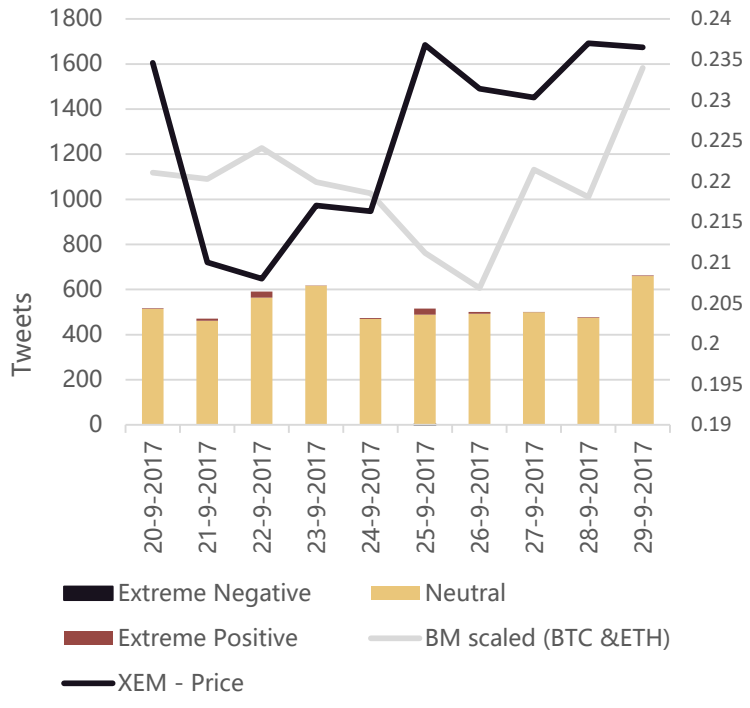
Sum

Date: 28-9-2017
 Searchterm: #NEM
 Ticker: XEM

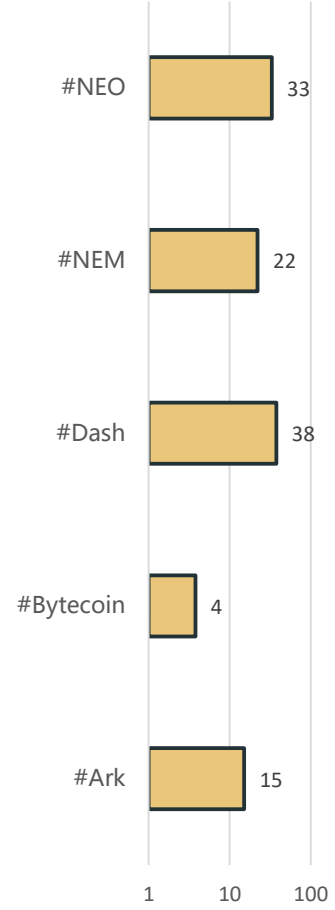
Metrics

Mkt cap (mio \$)	2,122	B0	0.003
Standard deviation	140%	S0	0.003
Downside deviation	88%	B1	0.954
BTC correlation	0.35	S1	0.086
Max price	0.34	R2	11.9%

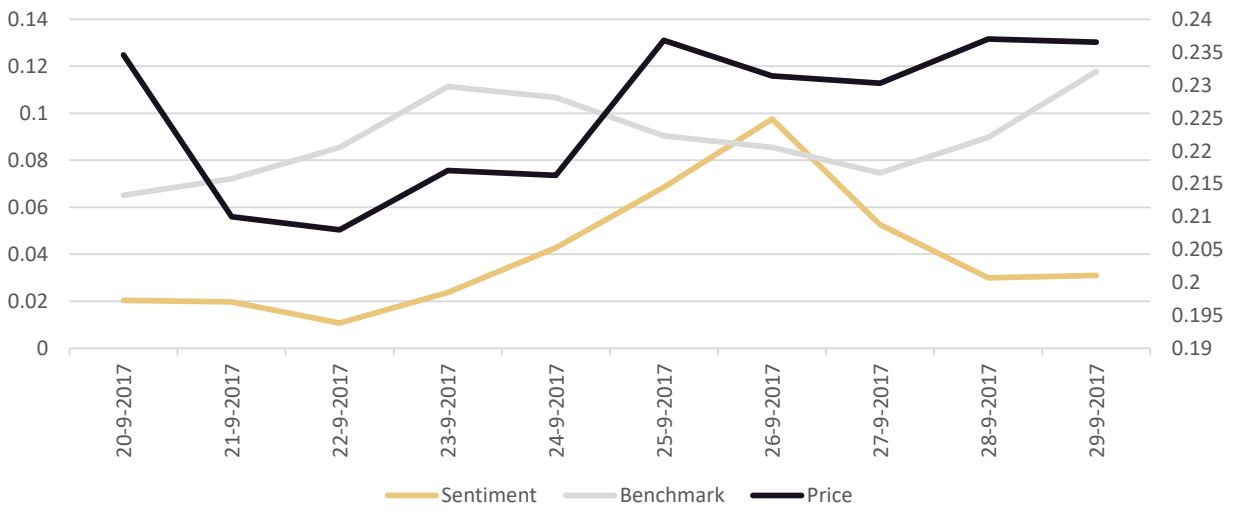
Twitter



Twitter mentions hourly (past 5 days)



Sentiment - Range: -1 (neg) to +1 (pos)



Disclaimer

A lot of care and effort has been put in to creating this report. AltcoinAnalytics is however not responsible for errors or incorrect prices.

More info can be found at:

www.altcoinanalytics.com

Sources for all prices and data:

www.cryptocompare.com

www.coinmarketcap.com

Like this report? Support the improvements!

BTC 1J9Mq3BK23Zkt9SLEiAZZ3ftSDkhadjSRh

ETH 0x81088b454Cc3668F4e7E241363C5d68f611B7018