

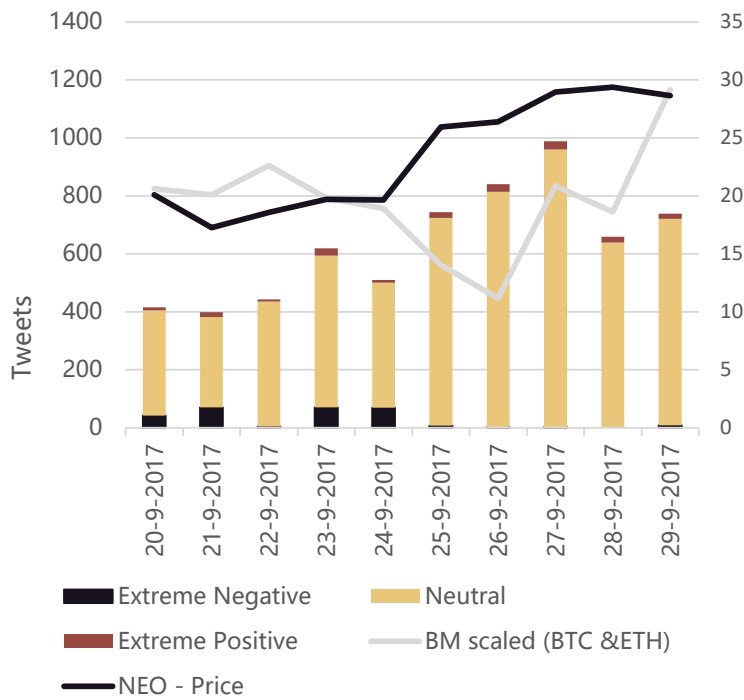
Sum

Date: 28-9-2017  
 Searchterm: #NEO  
 Ticker: NEO

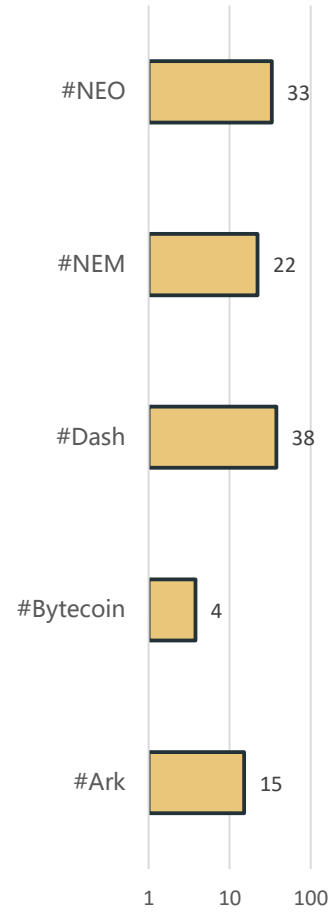
Metrics

|                    |       |          |    |        |
|--------------------|-------|----------|----|--------|
| Mkt cap (mio \$)   | 1,564 | BTC regr | B0 | -0.003 |
| Standard deviation | 203%  |          | S0 | 0.016  |
| Downside deviation | 131%  |          | B1 | 1.444  |
| BTC correlation    | 0.55  |          | S1 | 0.299  |
| Max price          | 53.00 |          | R2 | 30.2%  |

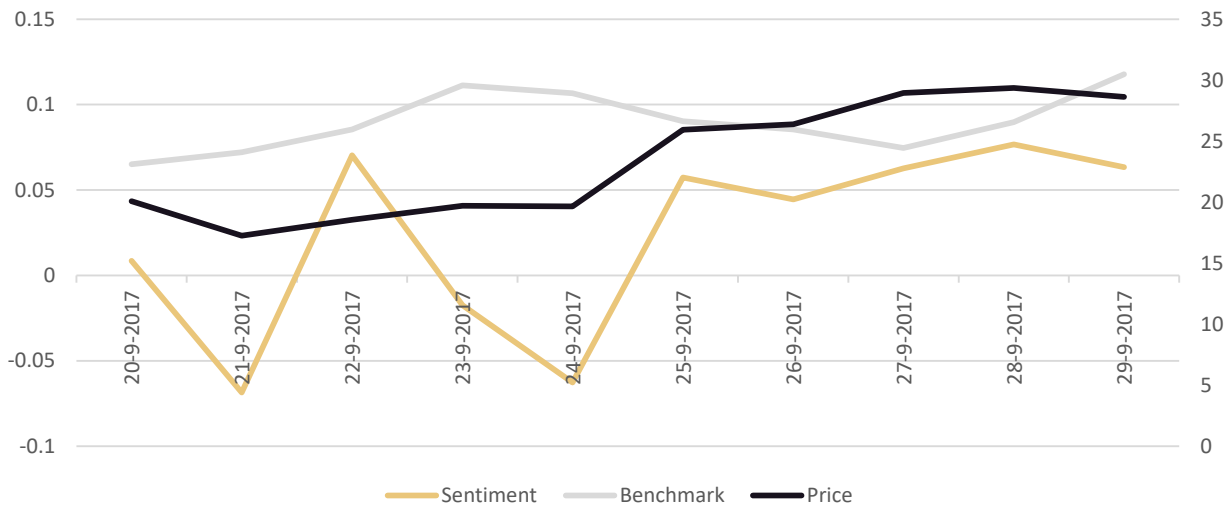
Twitter



Twitter mentions hourly (past 5 days)



Sentiment - Range: -1 (neg) to +1 (pos)



## Disclaimer

A lot of care and effort has been put in to creating this report. AltcoinAnalytics is however not responsible for errors or incorrect prices.

More info can be found at:

[www.altcoinanalytics.com](http://www.altcoinanalytics.com)

Sources for all prices and data:

[www.cryptocompare.com](http://www.cryptocompare.com)

[www.coinmarketcap.com](http://www.coinmarketcap.com)

Like this report? Support the improvements!

BTC 1J9Mq3BK23Zkt9SLEiAZZ3ftSDkhadjSRh

ETH 0x81088b454Cc3668F4e7E241363C5d68f611B7018