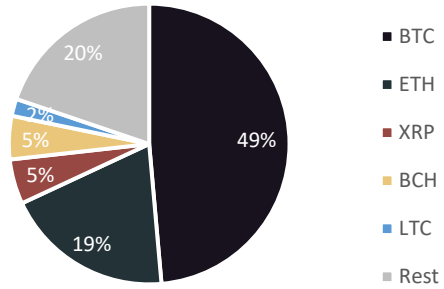


Date 30-9-2017
Day Sat

	Tot	lrg cap
# altcoins	1139	10
Tot mkt Cap (bi \$)	146.67	127.01
tot 24h vol (bi \$)	2.49	1.84
avg 24h Ret (cap wgt)	0.28%	2.32%
avg 7d ret	13.3%	12.1%
Fear index level	0.9073	

Market Cap



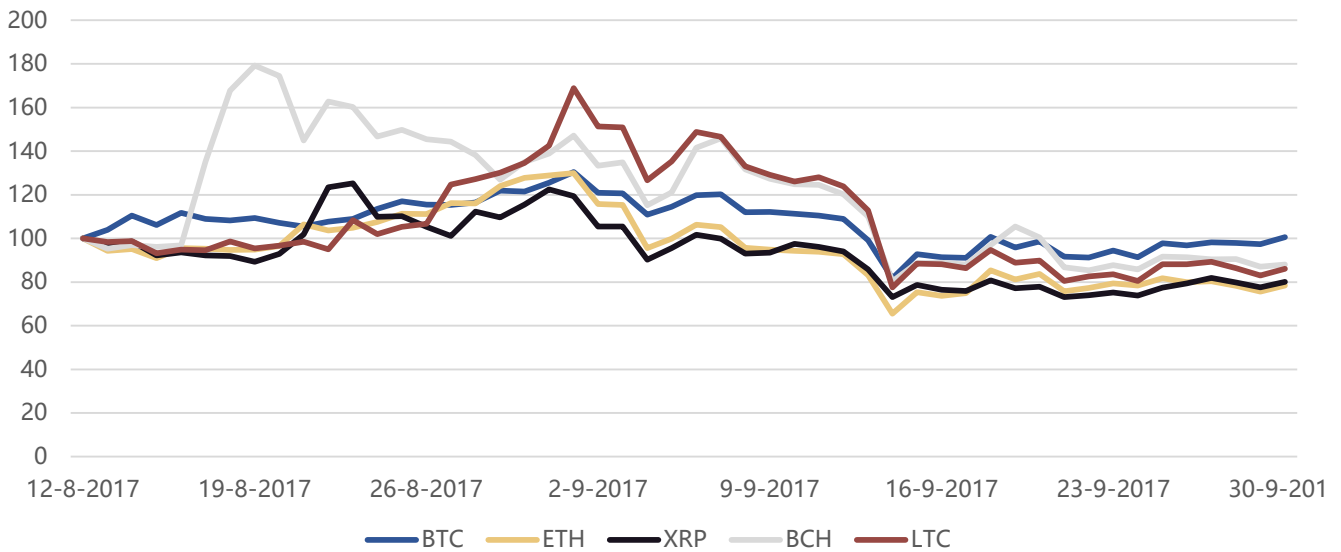
Top market cap

	Name	USD	AT high	7D	SD dec	SD mag	SD down	Traded vol	BTC cor	50 day
1	Bitcoin	4295	4922	14%	84%	1.4	51%	1074	1.00	
2	Ethereum	301	395	9%	104%	0.6	115%	341	0.24	
3	Ripple	0.2	0.4	12%	88%	0.5	158%	42	0.04	
4	Bitcoin Cash	440.8	738.5	4%	138%	0.7	133%	122	0.28	
5	Litecoin	54.5	87.9	12%	123%	1.3	75%	126	0.53	
6	Dash	328.8	395.5	-6%	107%	0.2	229%	30	0.02	
7	NEM	0.2	0.3	8%	135%	0.9	89%	4	0.34	
8	IOTA	0.6	-	17%	-	-	-	20	-	
9	NEO	31.3	53.0	57%	198%	0.9	131%	54	0.55	
10	Monero	95.1	145.0	5%	123%	0.4	279%	29	0.11	

Top 7 day return

	Name	USD	7D	Cap (mio \$)	frfl		Name	USD	7D	ap (mio \$)	frfl
1	VeriumResen	0.12	2075%	2.73	100%	1130	Billionaire 1	0.00	-71%	0.49	71%
2	COSS	0.01	714%	0.00	0%	1131	AlpaCoin	0.00	-73%	0.00	0%
3	SpaceCoin	0.25	579%	0.08	24%	1132	HarmonyC	0.00	-74%	0.00	0%
4	SydPak	0.01	492%	0.01	100%	1133	NodeCoin	0.01	-76%	0.00	57%
5	Useless Ether	0.00	441%	0.05	100%	1134	Darsek	0.00	-80%	0.20	100%
6	Mind Gene	0.01	434%	0.00	0%	1135	VirtualCoin	0.00	-86%	0.12	100%
7	SnakeEyes	0.04	370%	0.00	0%	1136	BlueCoin	0.00	-89%	2.58	100%
8	UtaCoin	0.11	367%	0.00	0%	1137	RubleBit	0.00	-92%	0.00	0%
9	RaiBlocks	0.33	317%	9.99	100%	1138	Birds	0.00	-95%	0.00	0%
10	Electra	0.00	314%	0.11	100%	1139	Californiurr	0.00	-95%	0.00	100%

Index levels (50 days)

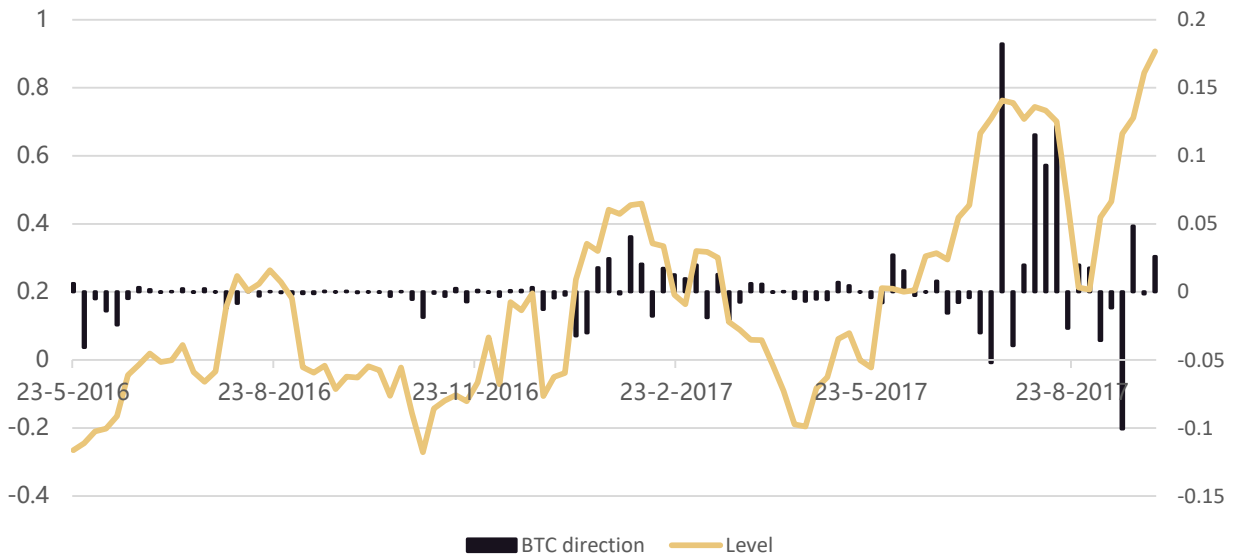


Sources:
<https://www.cryptocompare.com/>
<https://coinmarketcap.com/>

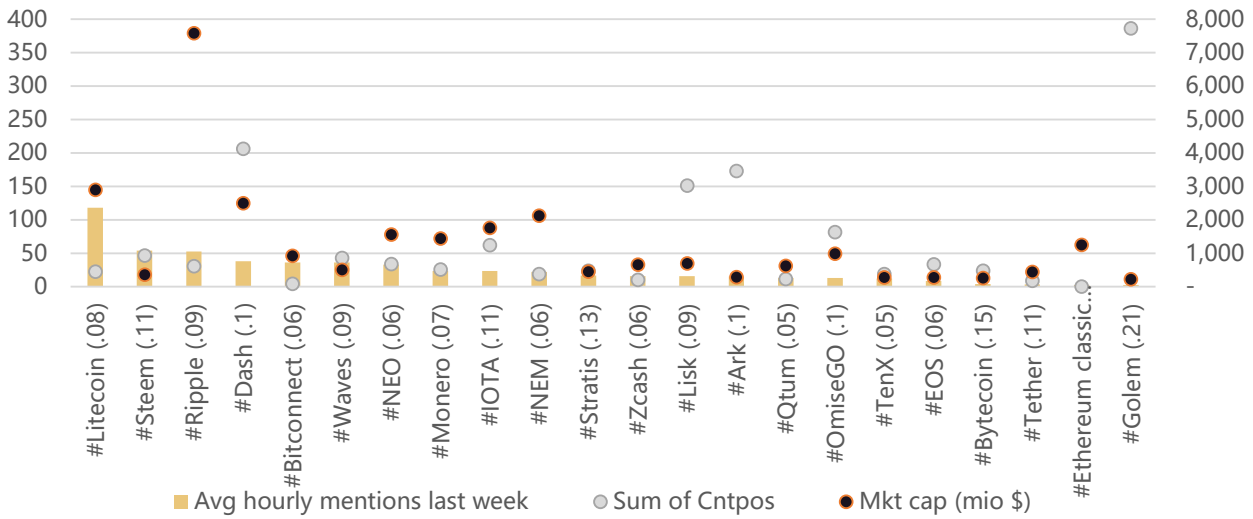
BTC_regression

	Name					Lagged BTC 1 day, n(30)		
		B1	SE	R2	Sig	B1	SE	Sig
1	Bitcoin	1.00	0.00	100%	●	-0.24	0.18	●
2	Ethereum	0.69	0.01	6%	●	-0.30	0.23	●
3	Ripple	0.14	0.00	0%	●	-0.21	0.17	●
4	Bitcoin Cash	0.67	0.00	8%	●	0.13	0.26	●
5	Litecoin	0.84	0.00	28%	●	-0.13	0.29	●
6	Dash	0.19	0.01	0%	●	-0.29	0.23	●
7	NEM	0.95	0.00	12%	●	-0.48	0.29	●
8	IOTA	-	-	-		-	-	
9	NEO	1.45	0.00	31%	●	-0.09	0.45	●
10	Monero	0.59	0.00	1%	●	-0.36	0.23	●
11	Ethereum Cla	0.70	0.00	14%	●	0.06	0.32	●
12	OmiseGO	1.49	0.03	28%	●	-0.54	0.33	●
13	BitConnect	0.68	-0.01	1%	●	-2.01	1.66	●
14	Lisk	0.88	-0.02	0%	●	-0.36	0.36	●
15	Zcash	0.74	-0.01	4%	●	-0.40	0.29	●

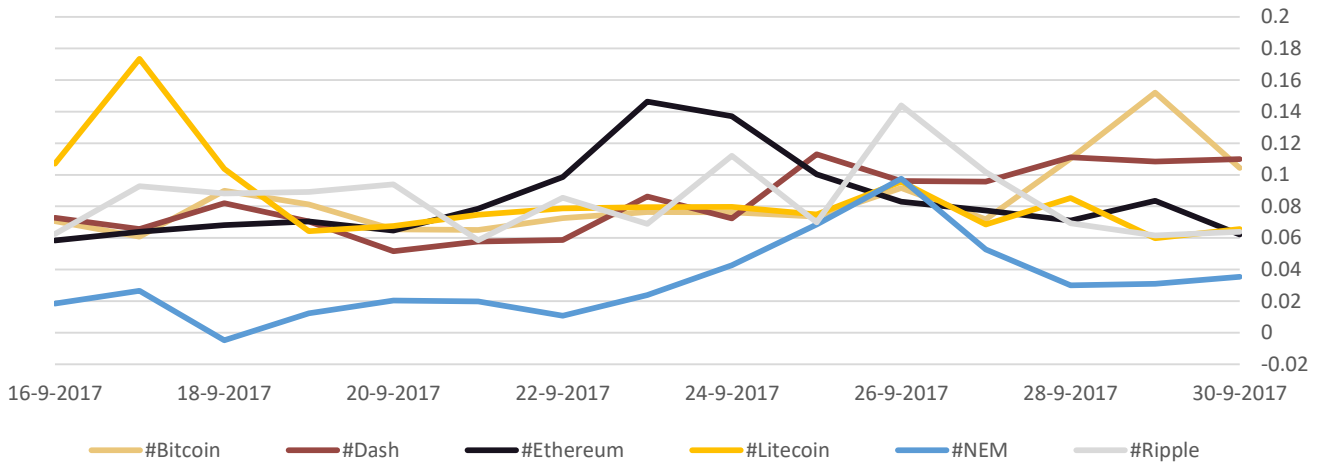
Correlation (fear/momentum) index



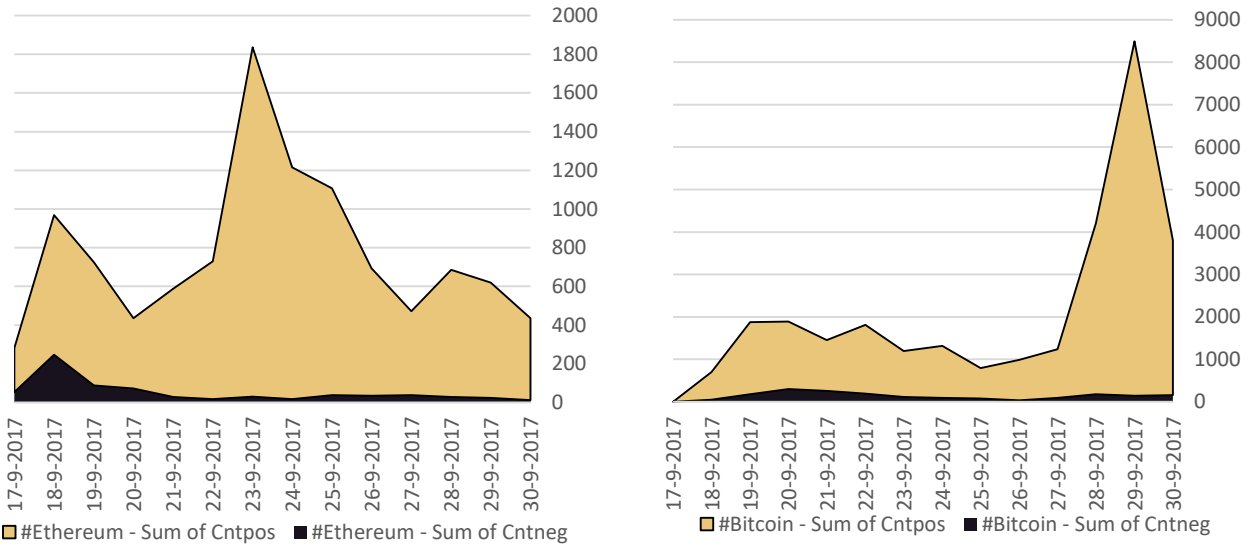
Twitter mentions vs. mktcap



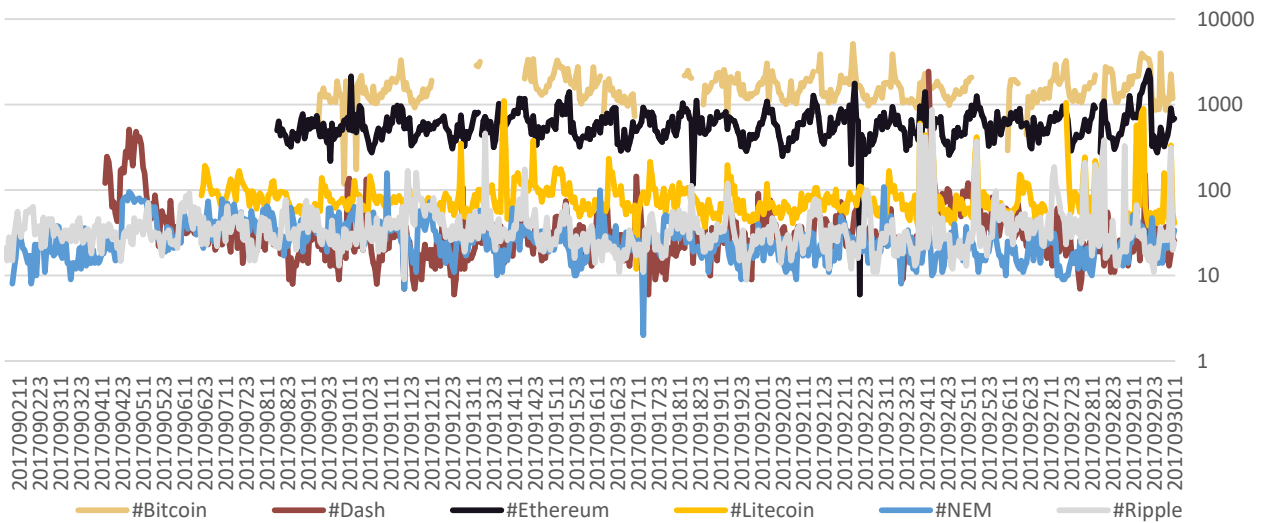
Sentiment (polarity) - Twitter



Count of positive/negatives - Twitter



Twitter mentions



#Bitcoin

1	BITCOIN	10284
2	Blockchain	5098
3	Ethereum	3457
4	ICO	2403
5	CryptoCurren	2351
6	FinTech	2307
7	bTC	1687
8	CRYPTO	1653
9	ai	752
10	IoT	617
11	business	582
12	fidcom	579
13	defstar5	567
14	Mpgvip	463
15	BigData	459
16	News	448
17	ETH	445
18	LiteCoin	411
19	altcoin	384
20	decentralized	376
21	CyberSecurity	339
22	makeyourowr	331
23	networking	325
24	ftb	316
25	game	299
26	CryptoCurren	298
27	HashRush	295
28	\u30d3\u30c3	290
29	InfoSec	273
30	Insurtech	254

#Ethereum

Ethereum	49563
BITCOIN	22538
Blockchair	20657
ICO	19371
CryptoCur	8780
FinTech	5284
TokenSale	4753
CRYPTO	4406
presale	3003
ETH	2968
bTC	2527
preico	2207
LiteCoin	2098
CrowdSale	1674
bitindia	1647
Ripple	1579
TokenSale	1483
decentrali	1371
india	1338
business	1302
fidcom	1293
icos	1254
token	1146
Motivator	1139
defstar5	1119
investmen	1093
Spheris	1042
bitcoinCas	1017
tokens	993
CryptoCur	971

#Litecoin

LiteCoin	6006
BITCOIN	5588
Ethereur	2718
Ripple	2018
Ltc	1834
Blockcha	1527
india	1286
CryptoC	1231
bitindia	1119
bTC	723
DASH	583
CRYPTC	555
retweets	473
ETH	425
ICO	322
FinTech	282
monero	279
dogecoin	258
ArtByte	258
bitcoinC	250
CryptoC	218
bAgile	214
Etherium	210
omisegc	190
Decred	186
Zcash	178
Segwit	172
altcoin	148
altcoins	100
coinbase	87

#Ripple

Ripple	9163
BITCOIN	3478
Ethereu	2810
Xrp	2780
LiteCoir	2518
india	1835
Blockch	1492
bitindia	1122
CryptoC	859
CRYPTC	733
DASH	605
ETH	596
bTC	525
FinTech	418
monerc	384
singapc	345
\u4eee	306
xrpthest	287
\u0431	277
ICO	262
News	243
\u30ea	239
neo	227
FSS	205
Mumba	205
\u30d3	189
finance	189
bitcoinC	163
\u6697	158
CryptoC	125

#Dash

1	DASH	6040
2	BITCOIN	569
3	\u9244\u8155	462
4	bTC	457
5	Ethereum	383
6	ETH	333
7	Ltc	284
8	NTV	276
9	LiteCoin	271
10	Blockchain	258
11	Digitalcash	245
12	CRYPTO	225
13	XMR	217
14	CryptoCurren	207
15	Ripple	169

	Name	1h (%)	24h (%)	7d (%)	Rel trd vol	t. cap (mio)
1	Bitcoin	0.31	2.52	14.15	1.5%	71,279
2	Ethereum	0.27	2.44	8.51	1.2%	28,547
3	Ripple	0.14	1.71	12.15	0.6%	7,582
4	Bitcoin Cash	0.52	-0.16	3.87	1.7%	7,330
5	Litecoin	0.43	2.01	11.85	4.3%	2,896
6	Dash	0.26	-0.23	-6.31	1.2%	2,495
7	NEM	-0.71	1.96	7.56	0.2%	2,122
8	IOTA	0.24	8.06	17.47	1.2%	1,757
9	NEO	1.12	6.02	57.2	3.5%	1,564
10	Monero	0.06	0.84	5.07	2.0%	1,441
11	Ethereum Cla	0.35	2.59	23.64	6.3%	1,247
12	OmiseGO	-0.74	-0.71	10.1	2.7%	984
13	BitConnect	0.59	2.78	20.06	1.0%	922
14	Lisk	1.54	6.57	3.54	1.3%	699
15	Zcash	1.05	-2.55	37.37	6.0%	661
16	Qtum	0.26	8.95	32.89	13.1%	626
17	Waves	-0.24	4.31	28.48	1.6%	503
18	Stratis	-0.07	-1.21	8.39	1.4%	446
19	Tether	0.24	-0.11	-0.41	24.8%	437
20	Steem	-1.43	1.77	39.62	2.5%	356
21	Ark	1.16	6.1	-4.76	0.8%	290
22	EOS	-0.18	-1.38	26.96	3.6%	278
23	TenX	0.39	1.51	24.81	1.0%	277
24	Bytecoin	0.96	0.79	18.27	0.8%	256
25	Basic Attentio	0.49	4.81	20.39	1.0%	250
26	Kyber Networ	1.66	-0.39	0	1.6%	247
27	Hshare	-2.14	1.97	36.13	6.3%	235
28	Augur	0.64	1.22	19.56	0.3%	233
29	Stellar Lumen	0.08	2.47	19.42	0.6%	227
30	MaidSafeCoi	0.21	3.6	1.98	0.5%	224
31	Golem	-0.05	0.23	4.72	0.6%	221
32	BitShares	0.19	1.06	20.28	1.9%	220
33	Komodo	-0.39	5.69	19.43	0.8%	219
34	Gas	-0.3	14.01	59.16	0.5%	218
35	Decred	0.38	0.93	-0.55	0.3%	201
36	Ardor	0.53	5.49	51.86	1.1%	179
37	Metal	-0.83	3.5	10.33	0.9%	176
38	PIVX	1.62	0.64	6.24	0.2%	173
39	Factom	-0.28	1.92	13.63	1.3%	164
40	BitcoinDark	-14.96	33.8	49.91	0.9%	161
41	Veritaseum	1.91	6.04	-3.49	0.1%	160
42	DigixDAO	0.39	2.24	19.76	0.1%	160
43	GameCredits	0.16	-2.57	41.21	0.6%	152
44	Iconomi	0.08	1.63	3.6	0.3%	149
45	Siacoin	1.21	1.28	12.65	1.0%	148
46	Gnosis	0.49	3.44	41.32	0.3%	148
47	Byteball Bytes	0.46	4.44	13.1	0.1%	146
48	Civic	0.42	-0.84	15.16	1.3%	137
49	DigiByte	1.2	5.24	16.68	1.6%	136
50	Binance Coin	1.45	2.11	71.63	5.2%	131

Sources:

<https://www.cryptocompare.com/><https://coinmarketcap.com/>

Disclaimer

A lot of care and effort has been put in to creating this report. AltcoinAnalytics is however not responsible for errors or incorrect prices.

More info can be found at:

www.altcoinanalytics.com

Sources for all prices and data:

www.cryptocompare.com

www.coinmarketcap.com

Like this report? Support the improvements!

BTC 1J9Mq3BK23Zkt9SLEiAZZ3ftSDkhadjSRh

ETH 0x81088b454Cc3668F4e7E241363C5d68f611B7018

Sources:

<https://www.cryptocompare.com/>

<https://coinmarketcap.com/>