

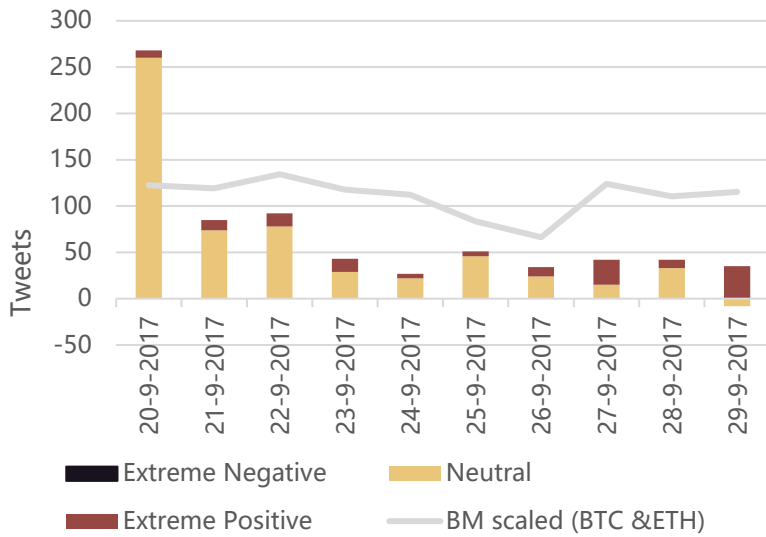
Sum

Date 23-9-2017
 Searchterm #Golem
 Ticker GNT

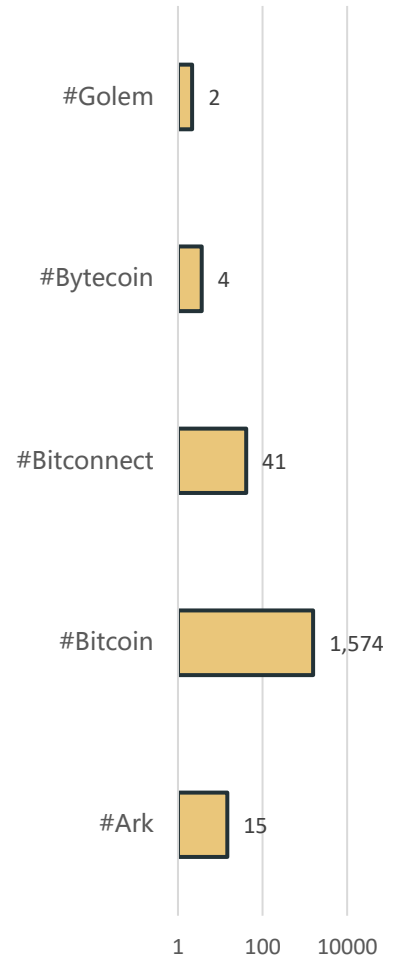
Metrics

Mkt cap (mio \$)	216	BTC regr	B0	0.003
Avg Return (y)	255%		S0	0.007
Standard deviation	164%		B1	1.174
Downside deviation	6.26%		S1	0.144
BTC correlation	0.47		R2	22.2%
Max price	0.71			

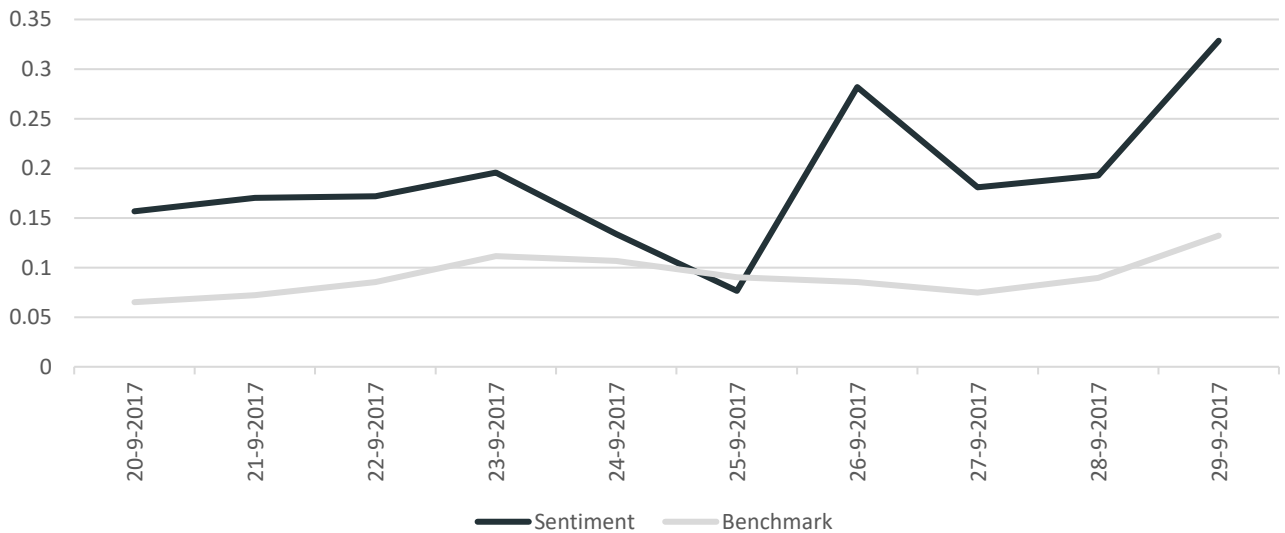
Twitter



Twitter mentions hourly (past 5 days)



Sentiment - Range: -1 (neg) to +1 (pos)



Disclaimer

A lot of care and effort has been put in to creating this report. AltcoinAnalytics is however not responsible for errors or incorrect prices.

More info can be found at:

www.altcoinanalytics.com

Sources for all prices and data:

www.cryptocompare.com

www.coinmarketcap.com

Like this report? Support the improvements!

BTC 1J9Mq3BK23Zkt9SLEiAZZ3ftSDkhadjSRh

ETH 0x81088b454Cc3668F4e7E241363C5d68f611B7018