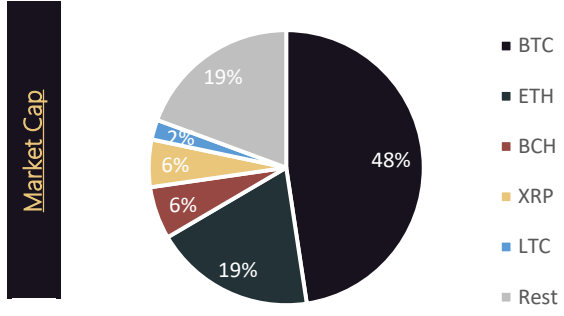


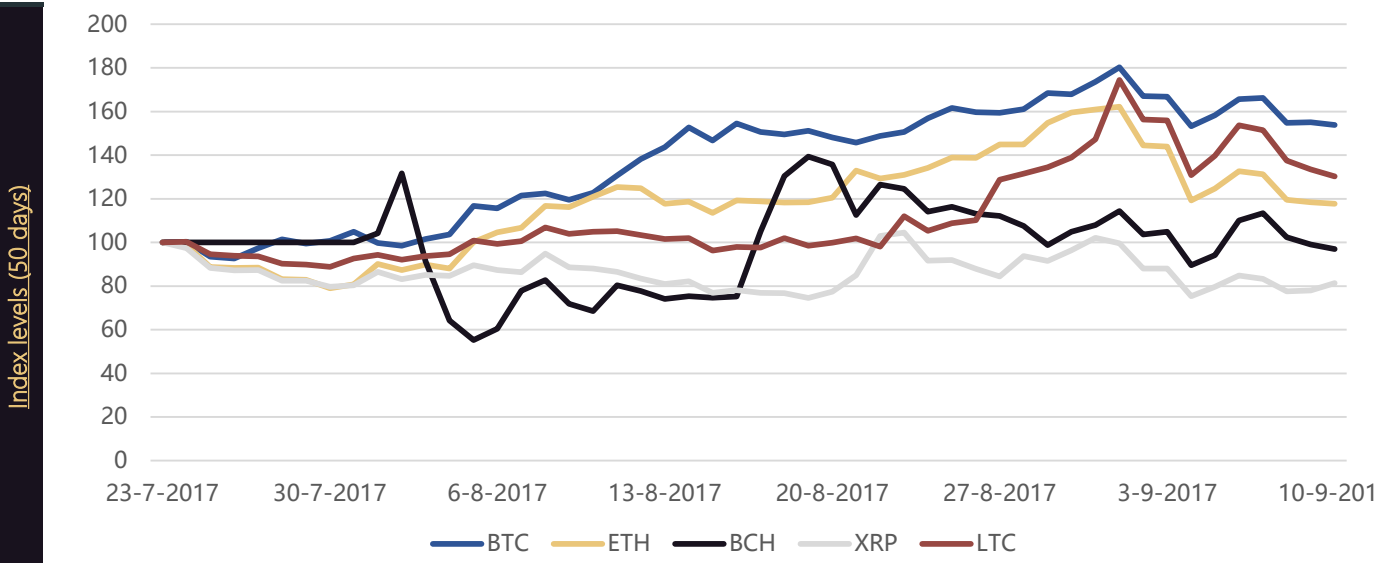
Date 10-9-2017
Day Sun

	Tot	lrg cap
# altcoins	1103	10
Tot mkt Cap (bi \$)	142.21	123.78
tot 24h vol (bi \$)	4.18	3.41
avg 24h Ret (cap wgt)	0.96%	-2.60%
avg 7d ret	-11.6%	-11.8%
Fear index level	0.4661	



Name	USD	AT high	7D	SD dec	SD mag	SD down	Traded vol	BTC cor 50 day
1 Bitcoin	4089	4922	-10%	68%	1.2	50%	1568	1.00
2 Ethereum	285	395	-17%	99%	0.6	116%	637	0.21
3 Bitcoin Cash	529.4	738.5	-10%	175%	0.8	135%	328	0.04
4 Ripple	0.2	0.4	-8%	110%	0.6	160%	77	0.02
5 Litecoin	62.8	87.9	-18%	116%	1.3	73%	503	0.50
6 Dash	312.0	395.5	-11%	109%	0.2	232%	26	0.01
7 NEM	0.3	0.3	-15%	114%	0.8	88%	7	0.32
8 Monero	112.6	145.0	-8%	148%	0.5	282%	48	0.09
9 IOTA	0.5	-	-30%	-	-	-	26	-
10 Ethereum Cla	14.2	22.4	-24%	124%	1.0	63%	195	0.31

Name	USD	7D	Cap (mio \$)	frfl	Name	USD	7D (mio \$)	frfl	
1 HunterCoin	1.28	18135%	1.78	85%	1094 MantraCoir	0.01	-81%	0.01	100%
2 Nexium	5.79	1036%	15.87	100%	1095 Netko	0.00	-84%	0.57	100%
3 WeAreSatosf	0.00	674%	0.00	0%	1096 Sovereign I	0.00	-86%	0.74	100%
4 MIYUCoin	0.00	563%	0.00	0%	1097 VPNCoin	0.00	-87%	2.98	100%
5 MonaCoin	0.38	273%	27.24	100%	1098 VeChain	0.00	-89%	0.00	0%
6 AsiaCoin	0.51	273%	3.42	100%	1099 Nexus	0.00	-89%	0.00	0%
7 Etheriya	0.00	257%	1.28	100%	1100 MarxCoin	0.00	-92%	0.00	0%
8 Centra	6.05	231%	0.00	0%	1101 Elacoin	0.04	-92%	0.00	0%
9 Goldpay Coir	0.01	217%	0.00	0%	1102 Animecoin	0.00	-95%	0.00	0%
10 Po.et	1.75	214%	18.38	5%	1103 LLToken	28.69	-96%	0.00	0%

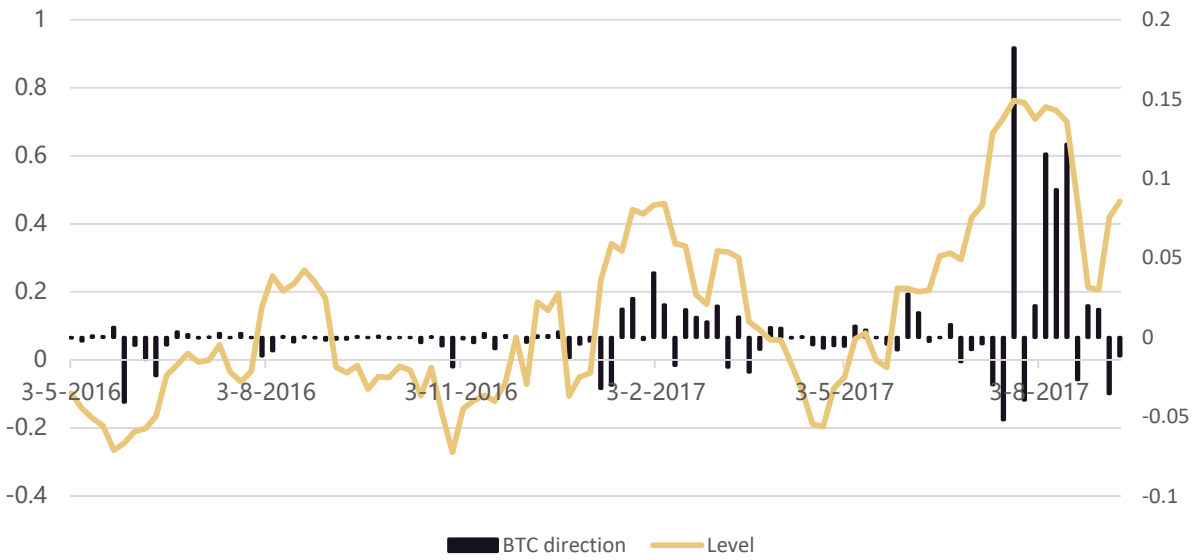


Sources:
<https://www.cryptocompare.com/>
<https://coinmarketcap.com/>

BTC regression

	Name					Lagged BTC 1 day, n(30)		
		B1	SE	R2	Sig	B1	SE	Sig
1	Bitcoin	1.00	0.00	100%	●	0.00	0.18	●
2	Ethereum	0.64	0.01	5%	●	-0.24	0.25	●
3	Bitcoin Cash	0.14	0.01	0%	●	0.24	0.53	●
4	Ripple	0.09	0.00	0%	●	-0.51	0.33	●
5	Litecoin	0.81	0.00	25%	●	-0.10	0.35	●
6	Dash	0.13	0.01	0%	●	-0.11	0.37	●
7	NEM	0.90	0.00	10%	●	-0.54	0.29	●
8	Monero	0.54	0.00	1%	●	-0.58	0.49	●
9	IOTA	-	-	-		-	-	
10	Ethereum Cla	0.62	0.00	10%	●	-0.04	0.36	●
11	OmiseGO	1.44	0.04	20%	●	-0.56	0.50	●
12	NEO	1.48	-0.01	17%	●	0.95	0.64	●
13	BitConnect	0.66	-0.02	0%	●	0.75	4.27	●
14	Qtum	1.39	0.01	8%	●	0.01	0.53	●
15	Lisk	0.76	-0.03	0%	●	-0.03	0.56	●

Correlation (fear/momentum) index



Name	1h (%)	24h (%)	7d (%)	Rel trd vol
1 Bitcoin	0.79	-2.46	-9.68	2.3%
2 Ethereum	0.97	-2.55	-16.6	2.4%
3 Bitcoin Cash	1.75	-3.85	-9.98	3.7%
4 Ripple	0.98	-0.59	-7.61	1.0%
5 Litecoin	1.4	-4.09	-18.1	15.1%
6 Dash	1.28	-3.35	-10.8	1.1%
7 NEM	0.78	-2.76	-14.9	0.3%
8 Monero	2.44	-2.08	-7.51	2.9%
9 IOTA	1.71	-8.86	-29.6	1.8%
10 Ethereum Cla	3.08	-3.59	-24	14.4%
11 OmiseGO	0.32	-5.41	10.23	5.2%
12 NEO	1.48	-9.15	-29.5	4.7%
13 BitConnect	0.52	-6.69	-7.02	0.6%
14 Qtum	2.13	-0.07	-15.1	21.3%
15 Lisk	1.45	-4.84	-0.37	1.9%
16 Stratis	0.65	4.31	-5.88	1.3%
17 Zcash	0.62	-2.69	-19.7	5.5%
18 Waves	0.67	-7.5	-19.8	1.3%
19 Tether	-0.35	-0.17	-0.94	35.8%
20 Hshare	1.27	-8.67	-49.1	6.4%
21 Steem	0.15	-4.95	-4.21	0.3%
22 Bytecoin	0.06	-7.75	-24	1.0%
23 Ark	-1.42	-6.79	16.41	2.5%
24 BitShares	2.81	-4.61	-25.3	10.7%
25 Stellar Lumen	1.62	-3.49	-22	1.1%
26 MaidSafeCoir	0.03	-3.78	-14.2	0.6%
27 TenX	-0.17	-6.78	-27.5	2.1%
28 Golem	0.78	-12.58	-5.27	1.3%
29 EOS	0.95	-6.33	-41.3	4.0%
30 Augur	0.41	-6.85	-15.8	0.5%
31 Komodo	0.96	-20.74	-10.8	3.6%
32 Metal	0.27	-12.8	-1.37	1.5%
33 Factom	2	-10.51	-16.6	1.0%
34 Basic Attentio	-0.8	-8.18	-17	0.9%
35 PIVX	-0.02	-6.37	-2.47	0.4%
36 Ionomi	0.42	-5.08	-25.2	0.4%
37 Veritaseum	-4.46	-5.41	-13.7	0.2%
38 Civic	1.89	32.16	18.17	10.9%
39 Byteball Bytes	0.35	-2.08	-21.9	0.2%
40 Siacoin	0.51	-7.01	-31	1.5%
41 MCAP	0.78	-5.64	-42.2	0.5%
42 Decred	0.8	-7.29	-22.7	0.5%
43 Dogecoin	1.93	-8.78	-34.5	5.8%
44 DigixDAO	-2.56	1.08	-10.4	0.3%
45 Nexus	-0.48	-3.8	-6.89	0.3%
46 Gnosis	-0.09	-4.51	-20.6	0.2%
47 Syscoin	3.38	-2.39	31.93	2.8%
48 Populous	-0.88	-10.99	-14.5	0.1%
49 BitcoinDark	0.84	-15.55	5.47	0.2%
50 DigiByte	-0.55	-9.52	-35.8	3.6%

Sources:

<https://www.cryptocompare.com/><https://coinmarketcap.com/>