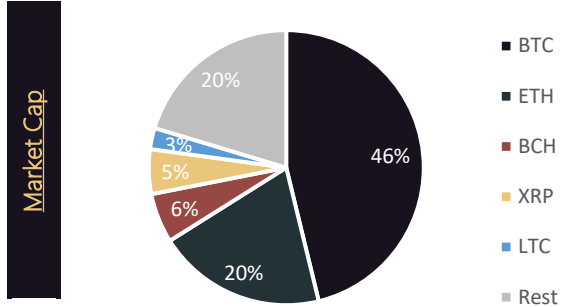


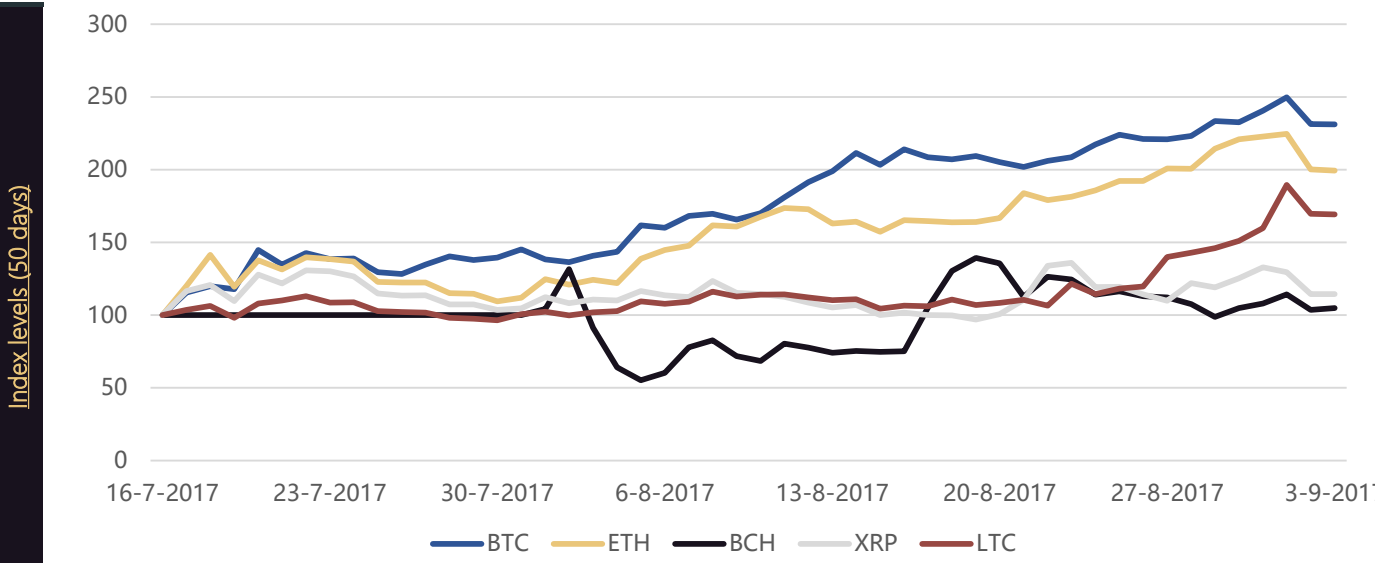
**Date** 3-9-2017  
**Day** Sun

	Tot	lrg cap
# altcoins	1100	10
Tot mkt Cap (bi \$)	164.22	142.00
tot 24h vol (bi \$)	6.30	5.25
avg 24h Ret (cap wgt)	-1.44%	-2.34%
avg 7d ret	5.5%	4.9%
Fear index level	0.3041	



Name	USD	AT high	7D	SD dec	SD mag	SD down	Traded vol	BTC cor 50 day
1 Bitcoin	4587	4922	5%	65%	1.1	50%	2112	1.00
2 Ethereum	346	395	3%	88%	0.5	116%	1241	0.20
3 Bitcoin Cash	578.7	738.5	-5%	188%	0.8	145%	226	-0.11
4 Ripple	0.2	0.4	11%	111%	0.6	160%	229	0.02
5 Litecoin	77.6	87.9	37%	108%	1.2	72%	925	0.50
6 NEM	0.3	0.3	13%	114%	0.9	57%	8	0.59
7 Dash	355.6	395.5	-6%	111%	0.2	233%	48	0.01
8 IOTA	0.7	-	-19%	-	-	-	40	-
9 Monero	124.6	145.0	-6%	156%	0.5	284%	84	0.09
10 Ethereum Cla	19.0	22.4	21%	122%	1.0	62%	333	0.29

Name	USD	7D	Cap (mio \$)	frfl	Name	USD	7D (mio \$)	frfl
1 Ulatech	0.67	2883%	28.79	61%	1091 Alphabit	0.00	-75%	0%
2 DigitalDevelc	0.00	2195%	0.00	0%	1092 X-Coin	0.01	-76%	100%
3 Clams	0.00	662%	19.75	100%	1093 LiteBitcoin	0.00	-79%	2%
4 Moin	0.03	466%	0.82	100%	1094 Cycling Coi	0.00	-81%	0%
5 MazaCoin	0.03	417%	0.33	100%	1095 AMIS	0.00	-84%	0%
6 Syscoin	1.61	395%	99.20	100%	1096 Dubstep	0.00	-85%	0%
7 NVO	2.24	371%	7.97	36%	1097 AnarchistsF	0.00	-89%	41%
8 LanaCoin	0.01	355%	0.28	4%	1098 Psilocybin	0.00	-92%	0%
9 FutCoin	0.02	323%	0.00	0%	1099 HealthyWo	0.00	-96%	100%
10 MaxCoin	0.00	320%	3.79	100%	1100 Tyrocoin	0.00	-99%	0%

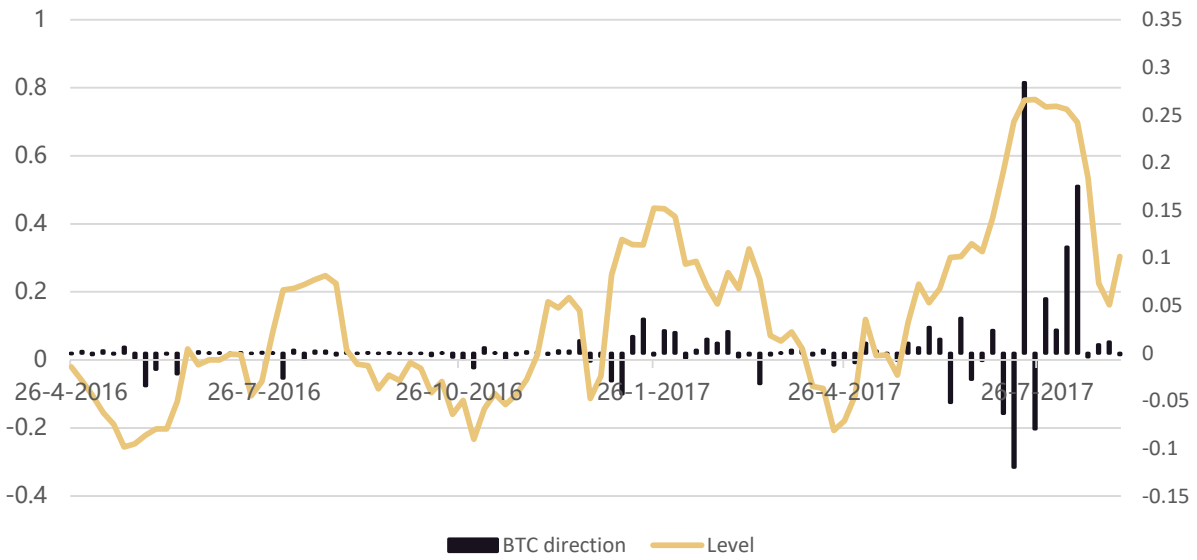


Sources:  
<https://www.cryptocompare.com/>  
<https://coinmarketcap.com/>

BTC regression

	Name	B1	SE	R2	Sig	Lagged BTC 1 day, n(30)		
		B1	SE			B1	SE	Sig
1	Bitcoin	1.00	0.00	100%	●	-0.08	0.19	●
2	Ethereum	0.62	0.01	4%	●	-0.13	0.23	●
3	Bitcoin Cash	-0.43	0.02	1%	●	0.25	0.59	●
4	Ripple	0.07	0.00	0%	●	-0.42	0.32	●
5	Litecoin	0.80	0.00	25%	●	-0.19	0.30	●
6	NEM	0.92	0.00	35%	●	-0.52	0.29	●
7	Dash	0.12	0.02	0%	●	-0.28	0.33	●
8	IOTA	-	-	-		-	-	
9	Monero	0.53	0.00	1%	●	-0.58	0.46	●
10	Ethereum Cla	0.59	0.00	9%	●	-0.07	0.31	●
11	NEO	0.93	0.01	10%	●	0.51	0.55	●
12	OmiseGO	1.33	0.04	17%	●	-1.28	0.70	●
13	Qtum	1.35	0.01	7%	●	-0.21	0.50	●
14	BitConnect	0.69	-0.02	0%	●	6.43	4.18	●
15	Hshare	-	-	-		-	-	

Correlation (fear/momentum) index



	Name	1h (%)	24h (%)	7d (%)	Rel trd vol
1	Bitcoin	-1.05	-1.84	5.27	2.8%
2	Ethereum	-1.81	-3.51	2.62	3.8%
3	Bitcoin Cash	-1.49	-1.99	-4.91	2.4%
4	Ripple	-1.54	-2.65	10.88	2.7%
5	Litecoin	-2.26	-3.6	36.9	22.6%
6	NEM	-1.84	1.06	12.68	0.3%
7	Dash	-2.33	-2.64	-5.79	1.8%
8	IOTA	-0.47	1.56	-19.4	2.0%
9	Monero	-0.96	-3.81	-6.12	4.5%
10	Ethereum Cla	-2.99	-7.78	20.86	18.5%
11	NEO	-1.89	-8.12	-19.8	3.7%
12	OmiseGO	-2.03	-3.99	27.27	6.4%
13	Qtum	-1.42	-8.18	2.31	9.9%
14	BitConnect	-0.9	-2.38	13.83	0.6%
15	Hshare	-6.89	-15.51	-38.7	5.2%
16	Lisk	-1.99	-3.71	-7.73	2.6%
17	Stratis	-1.1	-5.17	-1.23	1.5%
18	Zcash	-1.42	-6.68	-6.06	9.0%
19	Waves	-2.09	-3.79	-2.1	1.2%
20	EOS	-1.24	-5.98	-7.82	6.2%
21	BitShares	-2.78	-8.55	5.03	5.8%
22	Bytecoin	-0.99	-9.47	35.67	1.0%
23	TenX	-2.69	-9.38	-5.02	3.8%
24	Stellar Lumen	-2.45	-4.71	2.27	1.1%
25	Tether	0	-0.12	0.89	77.6%
26	Steem	-2.9	-6.59	-8.99	0.4%
27	MaidSafeCoir	-3.42	-1.39	12.39	1.0%
28	Augur	-1.09	-0.63	-15.5	0.9%
29	Golem	-1.7	-3.32	10.84	1.3%
30	Factom	-1.11	0.98	-6.18	1.4%
31	Iconomi	-1.3	-1.67	-9.57	0.3%
32	Dogecoin	-3.23	-6.39	26.13	5.2%
33	MCAP	-12.21	22.52	69.25	1.4%
34	Siacoin	-1.55	-10.31	15.96	4.7%
35	Basic Attentio	-4.89	-6.11	17.08	1.6%
36	Ark	-3.2	-0.02	35.15	0.9%
37	Metal	1.59	2.13	14.95	2.1%
38	Veritaseum	6.56	28.05	6.73	0.3%
39	Komodo	-7.95	53.4	47.13	7.4%
40	Decred	-2.83	-5.04	-2.78	0.4%
41	DigiByte	-1.5	-12.72	76.8	11.2%
42	Byteball	-1.87	-4.48	-11.5	0.4%
43	PIVX	-4.14	-2.06	13.06	0.8%
44	Gnosis	-1.25	-6.2	-14.8	0.3%
45	Binance Coin	-2.16	-20.79	-14	7.5%
46	Nexus	6.92	17.56	77.39	0.7%
47	DigixDAO	-2.26	-6.53	-11.3	0.4%
48	Populous	-1.35	-3.84	-0.88	0.4%
49	0x	-1.7	-7.08	-9.09	2.5%
50	Civic	-1.33	-5.23	-15.7	2.2%

Sources:

<https://www.cryptocompare.com/><https://coinmarketcap.com/>