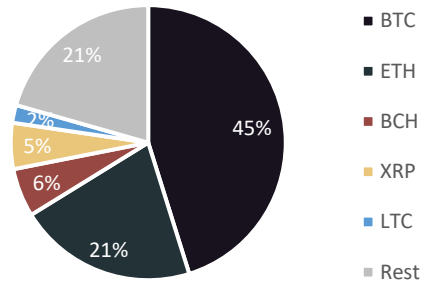


Date 31-8-2017
Day Thu

	Tot	lrg cap
# altcoins	1096	10
Tot mkt Cap (bi \$)	171.71	148.46
tot 24h vol (bi \$)	4.95	3.90
avg 24h Ret (cap wgt)	0.23%	3.52%
avg 7d ret	13.5%	12.2%
Fear index level	0.2067	

Market Cap



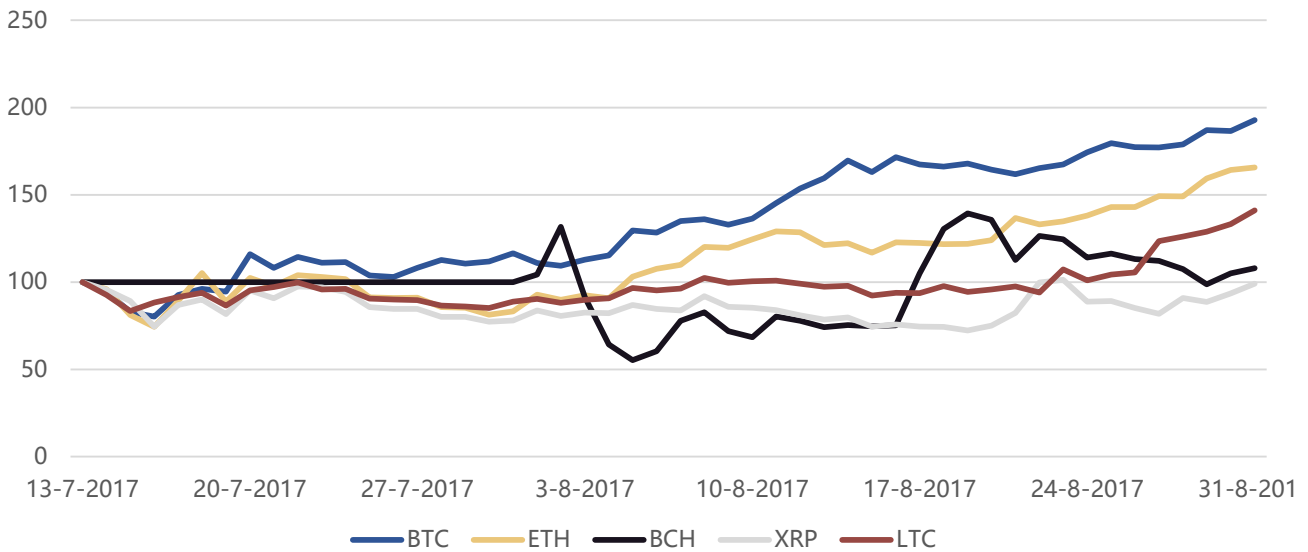
Top market cap

	Name	USD	AT high	7D	SD dec	SD mag	SD down	Traded vol	BTC cor 50 day
1	Bitcoin	4691	4739	11%	62%	1.1	50%	1865	1.00
2	Ethereum	383	395	18%	84%	0.5	116%	756	0.20
3	Bitcoin Cash	591.4	738.5	-8%	201%	0.8	149%	303	-0.19
4	Ripple	0.2	0.4	-4%	111%	0.6	160%	300	0.02
5	Litecoin	68.1	70.0	32%	88%	1.0	72%	410	0.50
6	NEM	0.3	0.3	33%	101%	0.8	52%	21	0.59
7	Dash	371.1	374.4	24%	107%	0.2	233%	32	0.01
8	IOTA	0.9	-	4%	-	-	-	13	-
9	Monero	139.8	145.0	66%	155%	0.5	284%	137	0.09
10	NEO	33.8	53.0	-17%	162%	0.8	72%	63	0.32

Top 7 day return

	Name	USD	7D	Cap (mio \$)	frfl		Name	USD	7D	Cap (mio \$)	frfl
1	WA Space	215.94	1795%	0.00	0%	1087	CaliphCoin	0.00	-81%	0.00	0%
2	T-coin	0.00	945%	0.00	0%	1088	MarxCoin	0.00	-83%	0.00	0%
3	DopeCoin	0.00	797%	3.20	100%	1089	EMoneyPo	0.00	-84%	0.00	0%
4	Cryptonite	0.00	483%	3.91	100%	1090	Bitcore	0.00	-85%	1.62	100%
5	Asch	0.53	454%	59.45	100%	1091	Lex4All	0.00	-86%	0.01	2%
6	Bitland	0.11	392%	4.95	61%	1092	eBoost	0.14	-86%	0.95	100%
7	KoreCoin	0.20	390%	5.32	41%	1093	Aureus	0.00	-94%	0.00	0%
8	Creativecoin	0.00	318%	2.23	100%	1094	Powercoin	0.01	-94%	0.00	100%
9	KekCoin	0.02	300%	0.44	100%	1095	Donationcc	0.00	-95%	0.00	0%
10	AsiaCoin	2.15	281%	4.12	100%	1096	Axiom	0.00	-99%	0.00	0%

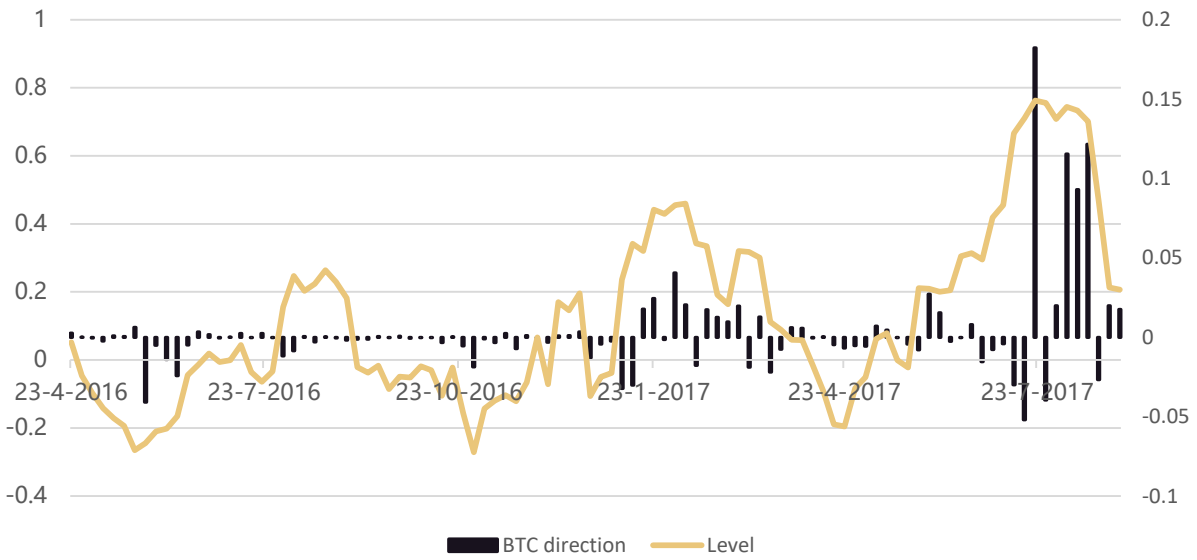
Index levels (50 days)



BTC regression

	Name	B1	SE	R2	Sig	Lagged BTC 1 day, n(30)		
		B1	SE			B1	SE	Sig
1	Bitcoin	1.00	0.00	100%	●	-0.04	0.18	●
2	Ethereum	0.62	0.01	4%	●	-0.06	0.21	●
3	Bitcoin Cash	-0.78	0.03	4%	●	0.03	0.77	●
4	Ripple	0.06	0.00	0%	●	-0.34	0.32	●
5	Litecoin	0.79	0.00	25%	●	-0.19	0.24	●
6	NEM	0.90	0.00	34%	●	-0.46	0.26	●
7	Dash	0.11	0.02	0%	●	-0.20	0.32	●
8	IOTA	-	-	-		-	-	
9	Monero	0.52	0.00	1%	●	-0.46	0.46	●
10	NEO	1.08	0.01	11%	●	0.57	0.60	●
11	Ethereum Cla	0.56	0.00	8%	●	-0.25	0.14	●
12	OmiseGO	1.30	0.04	16%	●	-1.57	0.79	●
13	Hshare	-	-	-		-	-	
14	Qtum	1.33	0.01	7%	●	-0.42	0.52	●
15	BitConnect	0.43	-0.01	0%	●	12.13	4.64	●

Correlation (fear/momentum) index



	Name	1h (%)	24h (%)	7d (%)	Rel trd vol
1	Bitcoin	0.23	3.14	11.22	2.4%
2	Ethereum	-0.26	1.44	18.28	2.1%
3	Bitcoin Cash	-0.21	4.89	-8.02	3.1%
4	Ripple	0.15	7.53	-3.9	3.2%
5	Litecoin	3.9	9.93	31.96	11.4%
6	NEM	2.63	16.73	33.17	0.7%
7	Dash	-0.07	1.47	23.84	1.2%
8	IOTA	0.29	1.68	3.96	0.5%
9	Monero	-0.3	8.64	65.82	6.5%
10	NEO	0.34	-2.5	-17.3	3.7%
11	Ethereum Cla	0.19	1.95	3.5	4.2%
12	OmiseGO	2.55	7.57	39.41	9.1%
13	Hshare	-0.53	14.96	21.21	3.5%
14	Qtum	-1.11	-0.26	24.33	7.5%
15	BitConnect	0.2	-0.1	5.31	0.9%
16	Lisk	-1.64	5.46	78.75	6.1%
17	Stratis	1.16	4.8	20.92	2.1%
18	Waves	1.44	10.08	21.81	1.6%
19	Zcash	0.15	0.98	19.96	4.2%
20	TenX	-0.58	1.47	16.14	5.8%
21	Bytecoin	-2.32	-8.71	62.96	1.4%
22	EOS	-0.2	2.95	-5.51	5.3%
23	BitShares	0.53	5.8	5.64	7.0%
24	Stellar Lumen	1.4	3.59	6.79	1.3%
25	Steem	-1.09	3.99	16.05	0.6%
26	Tether	-0.08	0.1	-0.02	29.4%
27	MaidSafeCoir	0.39	1.88	32.95	1.5%
28	Augur	0.74	8.4	17.14	1.1%
29	Golem	0.4	3.34	6.04	1.1%
30	Factom	0.78	-0.84	12.82	1.5%
31	Iconomi	0.02	-0.22	-13.3	0.5%
32	Basic Attentic	0.42	3.4	22.23	1.1%
33	Siacoin	0.88	2.73	16.55	2.6%
34	Byteball	0.42	3.35	24.84	0.6%
35	Ark	1.06	-7.07	50.84	2.1%
36	Dogecoin	0.28	3.41	15.62	8.2%
37	Binance Coin	-0.96	0.59	-5.98	11.5%
38	Decred	0.95	3.28	24.4	0.8%
39	DigixDAO	0.34	2.47	11.16	0.2%
40	Gnosis	-1.05	-1.48	11.18	0.7%
41	Veritaseum	0.03	0.21	-7.42	0.4%
42	Nexus	2.34	18.28	139.1	3.1%
43	Metal	1.45	4.78	5.37	0.7%
44	0x	-0.75	1.42	-10.3	3.9%
45	Civic	0.03	-1.88	-5.94	2.8%
46	Status	1.12	2.23	-7.41	4.1%
47	DigiByte	0.55	2.47	40.35	12.8%
48	PIVX	-0.65	1.62	48.45	1.0%
49	GameCredits	-2.9	16.11	3.36	1.8%
50	Gas	2.43	5.43	-24.3	0.5%

Sources:

<https://www.cryptocompare.com/><https://coinmarketcap.com/>