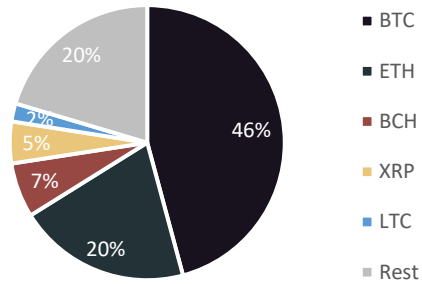


Date 27-8-2017
Day Sun

	Tot	lrg cap
# altcoins	1085	10
Tot mkt Cap (bi \$)	157.88	137.35
tot 24h vol (bi \$)	4.75	3.77
avg 24h Ret (cap wgt)	0.40%	0.80%
avg 7d ret	10.6%	10.2%
Fear index level	0.2126	

Market Cap



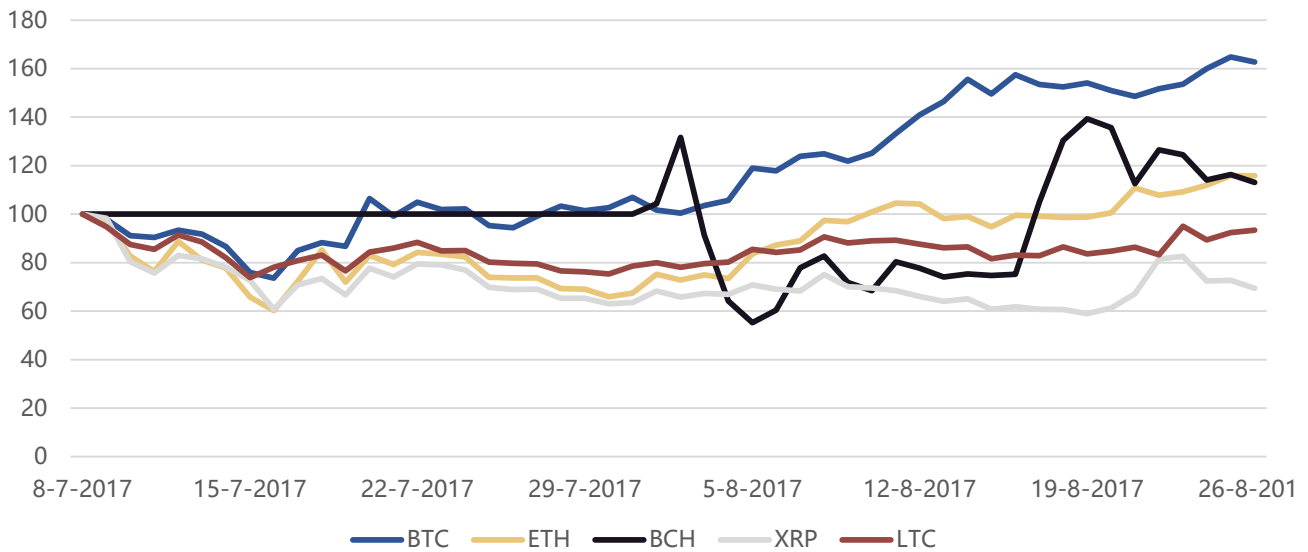
Top market cap

Name	USD AT high	7D	SD dec	SD mag	SD down	Traded vol	BTC cor 50 day
1 Bitcoin	4376 4451	6%	68%	1.2	50%	1495	1.00
2 Ethereum	340 395	14%	92%	0.6	116%	553	0.20
3 Bitcoin Cash	614.1 738.5	-16%	231%	0.9	158%	391	-0.18
4 Ripple	0.2 0.4	27%	115%	0.6	161%	191	0.02
5 Litecoin	63.8 54.5	37%	80%	0.9	72%	816	0.50
6 Dash	362.3 374.4	23%	114%	0.2	234%	147	0.01
7 IOTA	0.9 -	-7%	-	-	-	20	-
8 NEM	0.3 0.3	1%	102%	0.8	52%	8	0.59
9 Monero	131.4 135.7	139%	165%	0.5	285%	104	0.09
10 NEO	38.2 53.0	-1%	177%	0.9	65%	41	0.38

Top 7 day return

Name	USD	7D	Cap (mio \$)	frfl	Name	USD	7D	Cap (mio \$)	frfl
1 Pangea Poke	0.00	5818%	1.66	100%	1076 Digital Crec	0.00	-68%	0.00	100%
2 Selfiecoin	0.01	2585%	0.00	40%	1077 Wink	0.00	-74%	0.00	0%
3 Ergo	0.00	1461%	0.00	0%	1078 Bitstar	0.02	-77%	0.28	54%
4 WavesGo	0.00	1337%	0.68	2%	1079 T-coin	0.00	-79%	0.00	0%
5 TheCreed	0.00	646%	0.00	0%	1080 Ethbits	0.00	-79%	0.00	100%
6 Elementrem	0.00	509%	0.18	41%	1081 Motocoin	0.11	-79%	0.00	0%
7 EcoCoin	0.34	440%	0.03	100%	1082 XTD Coin	0.00	-85%	0.00	0%
8 1CRedit	0.00	380%	0.03	100%	1083 GoldBlocks	0.00	-90%	0.19	100%
9 HEAT	0.00	352%	8.32	100%	1084 FuelCoin	4.37	-90%	0.23	0%
10 C-Bit	0.15	340%	0.15	100%	1085 Zcashshare	0.01	-99%	0.00	100%

Index levels (50 days)

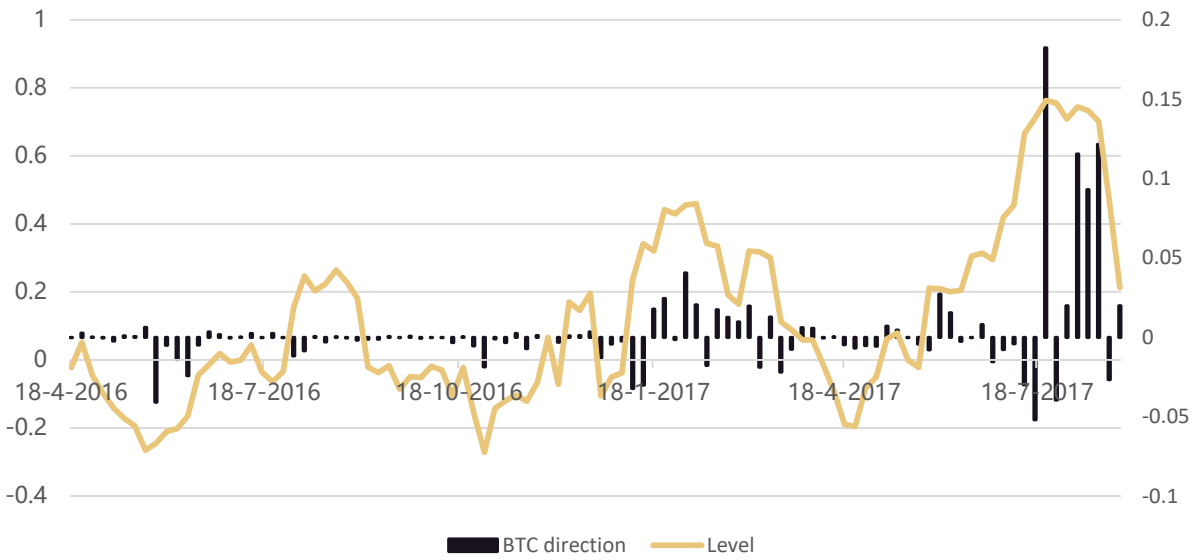


Sources:
<https://www.cryptocompare.com/>
<https://coinmarketcap.com/>

BTC regression

	Name	B1	SE	R2	Sig	Lagged BTC 1 day, n(30)		
		B1	SE			B1	SE	Sig
1	Bitcoin	1.00	0.00	100%	●	-0.07	0.18	●
2	Ethereum	0.62	0.01	4%	●	-0.01	0.24	●
3	Bitcoin Cash	-0.74	0.03	3%	●	-0.02	0.77	●
4	Ripple	0.06	0.00	0%	●	-0.30	0.30	●
5	Litecoin	0.79	0.00	25%	●	-0.09	0.20	●
6	Dash	0.11	0.02	0%	●	-0.31	0.32	●
7	IOTA	-	-	-		-	-	
8	NEM	0.89	0.00	35%	●	-0.33	0.26	●
9	Monero	0.52	0.00	1%	●	-0.38	0.46	●
10	NEO	1.25	0.01	15%	●	0.60	0.59	●
11	Ethereum Cla	0.56	0.00	8%	●	-0.19	0.15	●
12	Qtum	1.32	0.01	7%	●	-0.34	0.50	●
13	OmiseGo	1.32	0.04	16%	●	-1.70	0.80	●
14	BitConnect	0.33	-0.01	0%	●	10.97	4.33	●
15	Lisk	0.76	-0.03	0%	●	-0.20	0.46	●

Correlation (fear/momentum) index



	Name	1h (%)	24h (%)	7d (%)	Rel trd vol
1	Bitcoin	0.74	0.74	6.22	2.1%
2	Ethereum	0.09	2.17	14.34	1.7%
3	Bitcoin Cash	-0.64	-2.33	-16.4	3.8%
4	Ripple	-0.42	-5.46	27.29	2.5%
5	Litecoin	1.74	23.57	36.65	24.3%
6	Dash	-0.49	-4.28	23.12	5.4%
7	IOTA	-0.63	-4.05	-6.57	0.8%
8	NEM	1.14	3.39	0.8	0.3%
9	Monero	0.44	-5.37	139.3	5.3%
10	NEO	1.08	-1.25	-0.8	2.2%
11	Ethereum Cla	0.85	5.9	16.43	9.1%
12	Qtum	0.87	0.77	30.37	6.6%
13	OmiseGo	0.62	0.97	-2.95	2.8%
14	BitConnect	0.51	6.22	4.74	0.5%
15	Lisk	-1.26	24.8	90.69	15.0%
16	Stratis	3.02	19.87	28.6	2.6%
17	Zcash	-0.49	-0.8	14.42	6.7%
18	Waves	0.7	-1.19	10.21	1.5%
19	EOS	-0.28	-2.49	-2.65	4.3%
20	TenX	0.76	-1.8	-13.2	2.5%
21	BitShares	0.69	-0.38	4	3.9%
22	Steem	-3.51	-7.39	3.48	0.8%
23	Tether	-0.19	-0.11	0.01	30.9%
24	Augur	-0.75	-7.37	35.04	1.7%
25	MaidSafeCoir	-0.15	1.28	26.58	1.1%
26	Bytecoin	0.42	6.49	22.45	1.1%
27	Factom	0.29	-3.46	29.74	2.0%
28	Golem	1.11	1.17	11.21	1.2%
29	Byteball	-2.73	22.1	27.41	2.1%
30	Iconomi	0.36	0.26	-20.9	0.5%
31	Stellar Lumen	1.02	-2.16	13.73	1.8%
32	Siacoin	1.29	9.55	7.57	2.5%
33	Decred	1.13	4.09	52.58	1.4%
34	Gnosis	-5.09	1.56	18.69	1.7%
35	Binance Coin	-2.42	-4.77	-17	8.9%
36	Veritaseum	0.66	-0.13	-18.2	0.2%
37	Basic Attentic	0.06	0.26	0.86	1.0%
38	Metal	2.99	3.82	6.55	0.6%
39	Dogecoin	0.43	0.21	4.77	1.2%
40	DigixDAO	0.29	-3.52	23.16	0.3%
41	0x	1.09	0.12	-18.1	2.6%
42	Status	-0.17	-0.49	-8	3.3%
43	Civic	0.82	-1.76	-9.9	1.7%
44	Ark	-0.11	5.89	7.56	1.3%
45	PIVX	0.43	5.52	47.78	2.1%
46	Monaco	0.18	10.1	18.21	23.4%
47	Komodo	-2.99	15.23	16.8	0.8%
48	Gas	-0.44	-9.97	-36.3	0.4%
49	Populous	1.44	-4.83	-19.9	0.2%
50	GameCredits	1.19	-0.25	5.26	2.0%

Sources:

<https://www.cryptocompare.com/><https://coinmarketcap.com/>