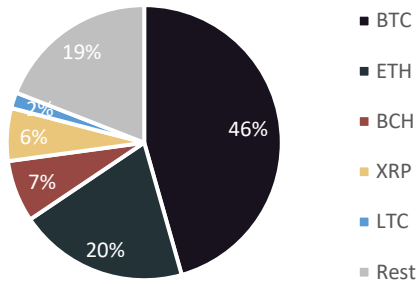


Date 23-8-2017
Day Wed

	Tot	lrg cap
# altcoins	1069	10
Tot mkt Cap (bi \$)	149.34	131.11
tot 24h vol (bi \$)	7.21	6.18
avg 24h Ret (cap wgt)	-0.13%	1.02%
avg 7d ret	12.0%	12.6%
Fear index level	0.4656	

Market Cap



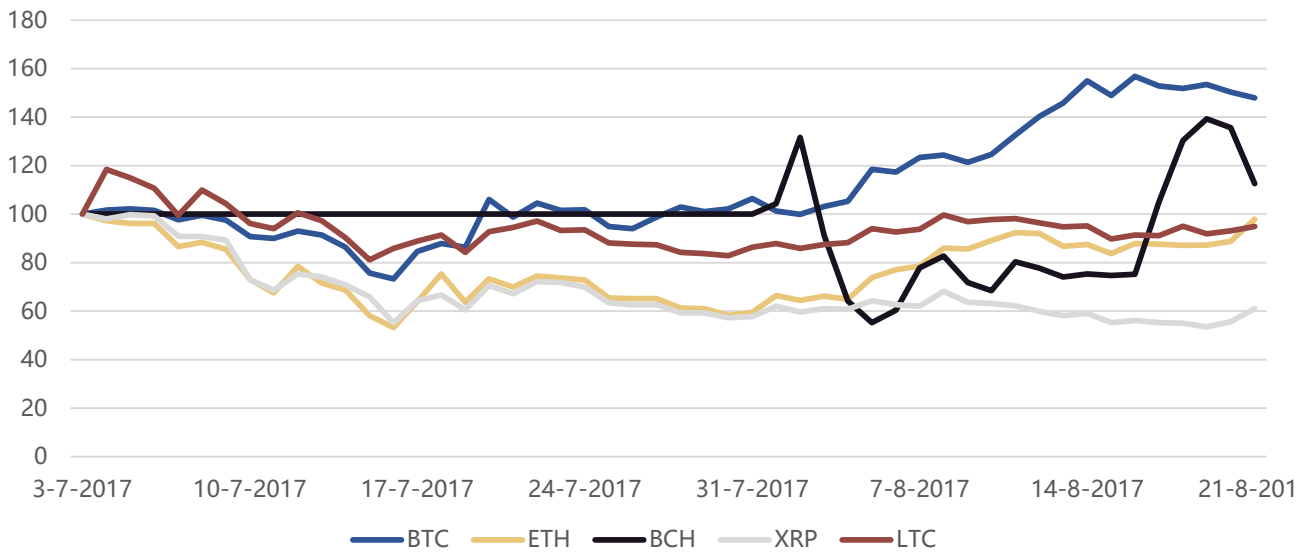
Top market cap

Name	USD	AT high	7D	SD dec	SD mag	SD down	Traded vol	BTC cor 50 day
1 Bitcoin	4122	4387	-5%	76%	1.3	50%	2323	1.00
2 Ethereum	317	395	5%	103%	0.6	116%	813	0.20
3 Bitcoin Cash	658.0	738.5	119%	266%	0.9	168%	539	-0.18
4 Ripple	0.2	0.4	52%	93%	0.5	161%	1653	0.02
5 Litecoin	53.0	54.5	19%	69%	0.8	72%	320	0.50
6 IOTA	0.8	-	-17%	-	-	-	27	-
7 NEM	0.3	0.3	-2%	111%	0.9	52%	8	0.60
8 Dash	292.2	291.5	27%	112%	0.2	234%	53	0.01
9 NEO	40.0	53.0	-13%	206%	0.9	71%	127	0.39
10 Ethereum Cla	15.4	22.0	9%	80%	0.7	62%	318	0.29

Top 7 day return

Name	USD	7D	Cap (mio \$)	frfl	Name	USD	7D	Cap (mio \$)	frfl
1 Donationcoir	0.00	738%	0.00	0%	1060 SydPak	0.00	-71%	0.01	100%
2 iDice	0.19	571%	0.93	17%	1061 Tellurion	0.09	-72%	0.00	0%
3 Digital Mone	0.03	503%	0.00	0%	1062 Guncoin	0.01	-76%	0.07	100%
4 SolarCoin	6.91	400%	6.41	100%	1063 MMXVI	0.24	-80%	0.00	0%
5 BestChain	0.00	355%	0.00	0%	1064 Tychocoin	31.50	-80%	0.00	0%
6 PinkDog	0.02	347%	0.00	0%	1065 GlobalToke	0.04	-81%	0.07	2%
7 EB3 Coin	4.10	293%	30.15	80%	1066 Goldpay Cc	0.00	-82%	0.00	0%
8 Zennies	1.12	277%	3.54	17%	1067 Joulecoin	0.00	-86%	0.15	100%
9 Rupaya	0.03	240%	0.13	56%	1068 TodayCoin	0.04	-86%	0.00	0%
10 Bankcoin	0.20	240%	9.84	100%	1069 Lex4All	0.00	-100%	0.00	100%

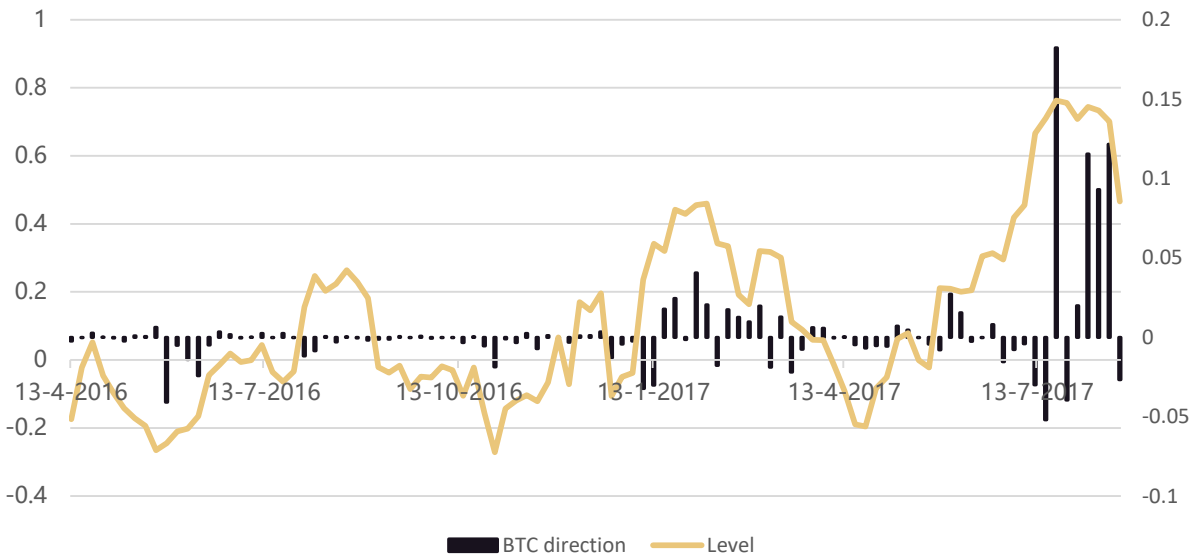
Index levels (50 days)



BTC regression

	Name	B1	SE	R2	Sig	Lagged BTC 1 day, n(30)		
		B1	SE	R2	Sig	B1	SE	Sig
1	Bitcoin	1.00	0.00	100%	●	-0.03	0.18	●
2	Ethereum	0.62	0.01	4%	●	0.03	0.23	●
3	Bitcoin Cash	-0.76	0.03	3%	●	0.11	0.77	●
4	Ripple	0.06	0.00	0%	●	-0.05	0.20	●
5	Litecoin	0.79	0.00	25%	●	-0.13	0.13	●
6	IOTA	-	-	-		-	-	
7	NEM	0.91	0.00	36%	●	-0.33	0.24	●
8	Dash	0.11	0.02	0%	●	-0.27	0.26	●
9	NEO	1.28	0.02	15%	●	0.73	0.58	●
10	Ethereum Cla	0.56	0.00	8%	●	-0.17	0.15	●
11	Monero	0.53	0.00	1%	●	-0.53	0.38	●
12	BitConnect	0.45	0.00	0%	●	7.17	3.64	●
13	OmiseGo	1.35	0.05	17%	●	-0.75	0.88	●
14	Qtum	1.33	0.01	7%	●	-0.29	0.44	●
15	Stratis	1.04	0.01	11%	●	-0.28	0.33	●

Correlation (fear/momentum) index



Name	1h (%)	24h (%)	7d (%)	Rel trd vol
1 Bitcoin	-0.12	0.72	-4.72	3.4%
2 Ethereum	-0.6	0.86	4.71	2.7%
3 Bitcoin Cash	-0.5	-1.1	118.9	5.0%
4 Ripple	1	-1.74	52.2	17.8%
5 Litecoin	6.6	13.65	18.99	11.5%
6 IOTA	-2.11	-0.38	-17.2	1.2%
7 NEM	0.6	3.57	-1.91	0.4%
8 Dash	1.08	2.09	27.06	2.4%
9 NEO	0.39	12.73	-13.2	6.3%
10 Ethereum Cla	-0.96	8.25	8.85	21.7%
11 Monero	-2.45	-1.15	77.85	6.5%
12 BitConnect	0.65	5.91	8.4	1.2%
13 OmiseGo	-0.32	6.69	-5.68	7.8%
14 Qtum	-0.06	6.39	-16.5	5.2%
15 Stratis	-1.04	5.73	-4.99	6.1%
16 Zcash	-0.47	0.66	6.1	4.4%
17 Waves	0.28	-0.2	-4.01	0.6%
18 EOS	-0.57	9.81	-12.2	8.7%
19 TenX	-2.14	2.63	-20.2	4.1%
20 BitShares	-3.05	3.34	-2.11	15.2%
21 Lisk	-1.79	2.47	32.27	4.6%
22 Tether	-0.33	-0.62	0.13	60.3%
23 Steem	-1.69	5.42	9.44	0.8%
24 Binance Coin	-0.68	2.87	91.52	25.2%
25 Ionomi	-1.39	-10.06	0.79	0.7%
26 Bytecoin	0.7	15.15	1.75	1.3%
27 Augur	-0.61	2.95	3.77	1.1%
28 Golem	3.21	4	7.16	1.4%
29 Stellar Lumen	0.33	-2.67	14.43	12.0%
30 MaidSafeCoir	-0.88	2.99	18.68	1.3%
31 Veritaseum	-0.6	-14.06	-11.8	0.2%
32 Factom	-0.47	2.26	26.98	1.7%
33 Gas	-2.79	-1.83	-26.9	0.7%
34 Siacoin	-1.4	3.38	-7.26	3.1%
35 Basic Attentio	-2.79	1.89	-9.44	1.3%
36 Dogecoin	-0.18	1.24	-1.99	2.8%
37 Ox	-1.55	2.63	69.67	4.6%
38 Byteball	1.64	-1.27	-11.1	0.4%
39 Status	-0.75	3.5	-14.6	4.8%
40 DigixDAO	-4.87	12.34	8.82	0.8%
41 Gnosis	-0.05	-1.29	-14.3	1.2%
42 Civic	-4.56	3.21	-17.9	4.1%
43 Metal	-3.14	-9.75	0.16	0.8%
44 Ark	-0.73	-7.53	5.43	1.1%
45 MCAP	2.19	0.09	-13.4	0.4%
46 Populous	1.8	-5.51	-26.3	0.2%
47 Decred	1.42	4.48	5.35	0.5%
48 GameCredits	-4.54	9.54	12.19	4.5%
49 Ardor	-4.28	5.47	5.17	1.7%
50 Bytom	-2.01	9.06	-34.8	15.8%

Sources:

<https://www.cryptocompare.com/><https://coinmarketcap.com/>