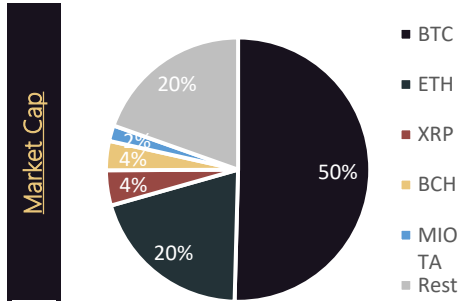


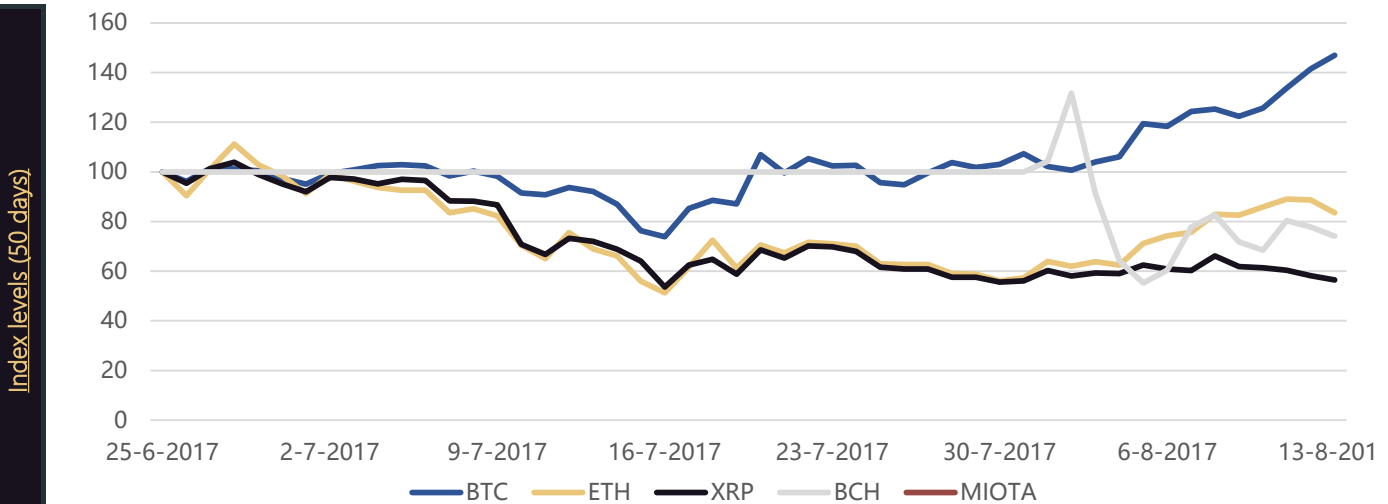
**Date** 16-8-2017  
**Day** Wed

	Tot	lrg cap
# altcoins	1062	10
Tot mkt Cap (bi \$)	141.25	123.71
tot 24h vol (bi \$)	4.98	4.04
avg 24h Ret (cap wgt)	0.47%	5.42%
avg 7d ret	22.9%	21.6%
Fear index level	0.7201	



	Name	USD	AT high	7D	SD dec	SD mag	SD down	Traded vol	BTC cor 50 day
1	Bitcoin	4314	4025	30%	84%	1.5	50%	2314	1.00
2	Ethereum	303	395	3%	116%	0.7	116%	992	0.20
3	Ripple	0.2	0.4	-13%	100%	0.5	161%	110	0.02
4	Bitcoin Cash	305.7	571.7	-5%	260%	0.9	174%	105	-0.13
5	IOTA	1.0	-	83%	-	-	-	51	-
6	Litecoin	45.0	54.5	-7%	78%	0.9	73%	127	0.50
7	NEM	0.3	0.3	-4%	123%	0.9	53%	10	0.62
8	NEO	46.3	53.0	141%	227%	1.0	26%	198	0.21
9	Dash	231.4	208.1	17%	81%	0.2	234%	61	0.01
10	Ethereum Cla	14.3	22.0	-7%	92%	0.8	62%	71	0.29

	Name	USD	7D	Cap (mio \$)	frfl		Name	USD	7D	Cap (mio \$)	frfl
1	RabbitCoin	0.00	2661%	0.00	0%	1053	SportsCoin	0.00	-66%	0.00	0%
2	GoldUnionCc	0.00	1280%	0.00	0%	1054	Gambleo	1.95	-67%	0.00	0%
3	Topaz Coin	0.00	998%	0.00	0%	1055	bitBTC	0.01	-68%	0.30	100%
4	InfChain	0.27	658%	0.00	0%	1056	LevoPlus	0.22	-69%	0.01	100%
5	vSlice	0.88	509%	35.16	40%	1057	PosEx	0.00	-70%	0.02	100%
6	GameCredits	1.36	468%	135.64	50%	1058	ProCurrenc	0.00	-71%	0.24	100%
7	Darcus	0.00	427%	4.71	100%	1059	Kittehcoin	0.01	-74%	0.05	3%
8	UniversalRoy	0.00	422%	0.00	0%	1060	BumbaCoir	0.02	-76%	0.07	100%
9	Tychocoin	0.06	419%	0.00	0%	1061	Solaris	0.00	-81%	0.10	79%
10	Joulecoin	0.00	413%	0.14	29%	1062	Cubits	0.00	-81%	0.00	0%

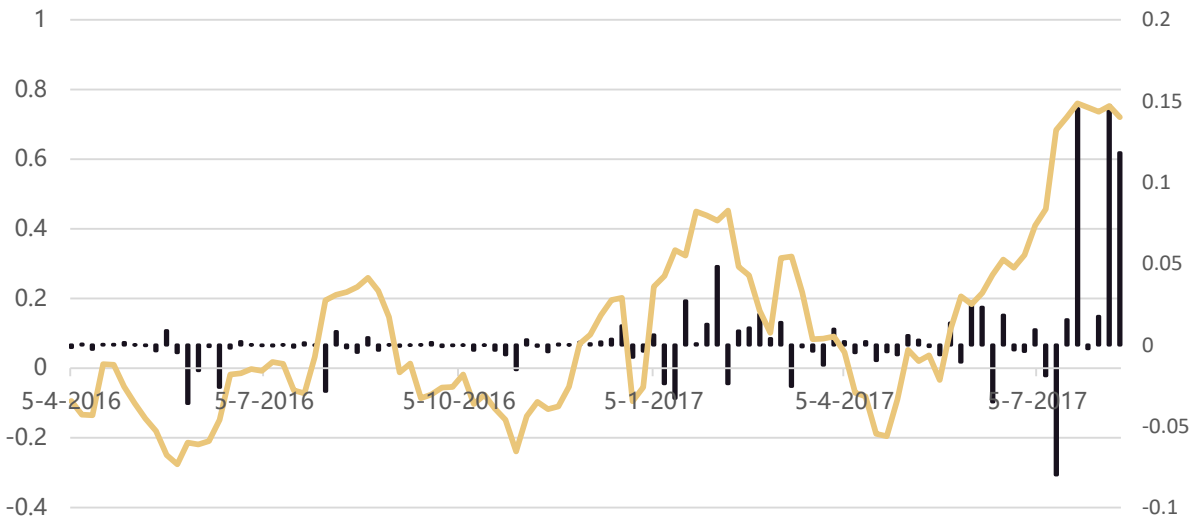


Sources:  
<https://www.cryptocompare.com/>  
<https://coinmarketcap.com/>

BTC\_regression

	Name	B1	SE	R2	Sig	Lagged BTC 1 day, n(30)		
						B1	SE	Sig
1	Bitcoin	1.00	0.00	100%	●	-0.11	0.18	●
2	Ethereum	0.62	0.01	4%	●	0.17	0.23	●
3	Ripple	0.06	0.00	0%	●	0.04	0.19	●
4	Bitcoin Cash	-0.54	0.01	2%	●	-0.22	0.70	●
5	IOTA	-	-	-		-	-	
6	Litecoin	0.80	0.00	25%	●	-0.02	0.11	●
7	NEM	0.94	0.00	38%	●	-0.32	0.25	●
8	NEO	0.69	0.09	4%	●	1.07	0.61	●
9	Dash	0.10	0.02	0%	●	0.01	0.15	●
10	Ethereum Cla	0.57	0.00	8%	●	0.04	0.15	●
11	Qtum	1.34	0.02	7%	●	0.12	0.31	●
12	OmiseGo	-	-	-		-	-	
13	BitConnect	0.65	-0.02	1%	●	1.93	1.80	●
14	Monero	0.53	0.00	1%	●	-0.07	0.20	●
15	Stratis	1.07	0.01	12%	●	0.05	0.31	●

Fear\_index



	Name	1h (%)	24h (%)	7d (%)
1	Bitcoin	0.32	5.5	30.18
2	Ethereum	0.78	5.79	3.15
3	Ripple	0.29	-1.42	-13.4
4	Bitcoin Cash	0.09	3.01	-5.21
5	IOTA	0.19	9.88	82.85
6	Litecoin	0.41	3.79	-6.57
7	NEM	-0.98	6.02	-4.2
8	NEO	1.85	11.4	140.6
9	Dash	1.35	14.04	16.67
10	Ethereum Cla	0.4	4.97	-7.26
11	Qtum	1.02	0.1	19.58
12	OmiseGo	3.32	26.37	145.6
13	BitConnect	0.81	7.97	38.43
14	Monero	1.02	2.01	-4.3
15	Stratis	1.12	-0.35	-17.9
16	Waves	0.13	-2.96	-7.77
17	TenX	1.6	5.78	112.7
18	EOS	-0.03	-2.01	-13
19	Zcash	0.5	4.68	-10.1
20	BitShares	-0.56	-4.33	-7.07
21	Tether	0.01	-0.12	0.05
22	Steem	-1.05	0.8	-10.9
23	Iconomi	-1.01	6.4	1.83
24	Veritaseum	1.25	5.75	-7.18
25	Bytecoin	-0.31	-1.74	-2.83
26	Lisk	0.43	2.04	-1.21
27	Augur	0.34	1.15	-6.28
28	Golem	-1.82	-0.69	-10.8
29	Populous	1.21	10.14	-4.76
30	Siacoin	-0.32	-2.62	-18.2
31	Status	-0.19	1.99	-7.64
32	Civic	-1.57	4.95	196
33	Byteball	1.79	9.8	2.79
34	Gnosis	1.34	8.15	-14.7
35	Bytom	-1.86	8.38	186.7
36	Basic Attentic	0.98	6.21	22.64
37	Dogecoin	-0.12	1.93	-7.3
38	Stellar Lumen	0.34	-0.07	-20.9
39	MaidSafeCoir	1.26	5.62	9.06
40	Factom	-1.13	-0.28	-9.2
41	Metal	7.36	12.88	75.4
42	MCAP	0.6	5.91	20.21
43	DigixDAO	1.44	6.19	-2.12
44	Ark	-0.73	-11.68	85.85
45	Decred	0.04	-5.19	-13.5
46	GameCredits	0.64	6.39	-29.7
47	Binance Coin	-1.03	19.51	467.6
48	Komodo	3.31	7.18	25.67
49	Ardor	-3.1	-6.6	-8.74
50	ICO	-1.53	-4.39	47.51

Sources:

<https://www.cryptocompare.com/><https://coinmarketcap.com/>