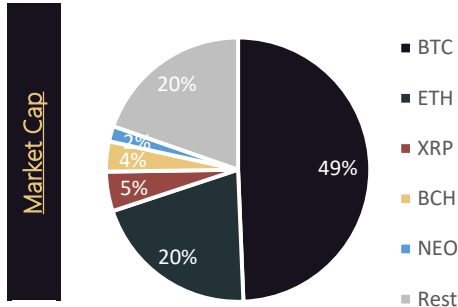


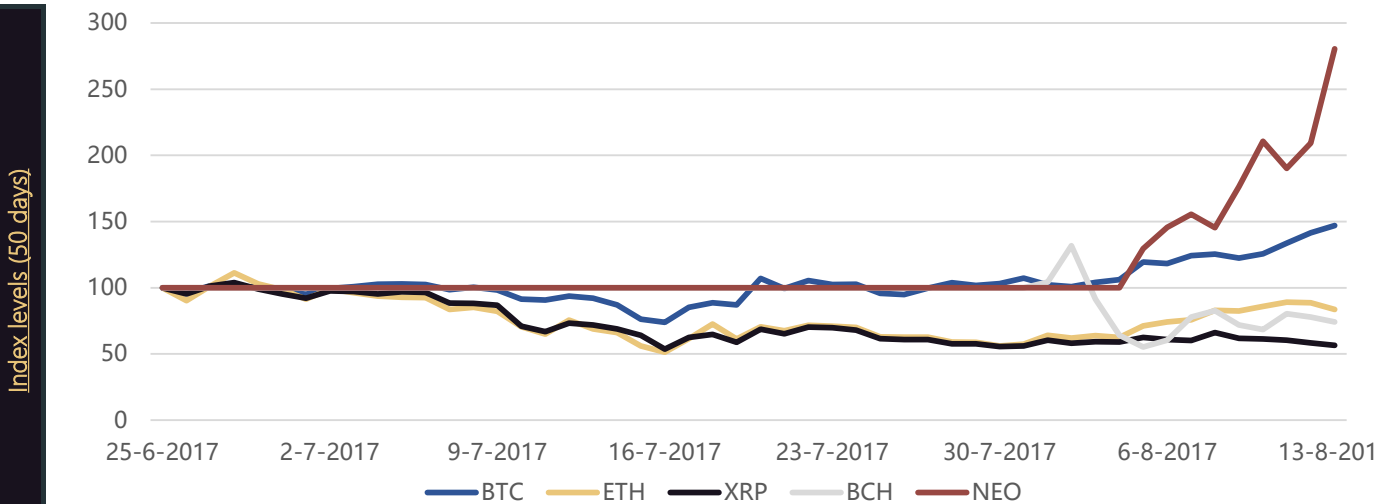
**Date** 13-8-2017  
**Day** Sun

	Tot	lrg cap
# altcoins	1051	10
Tot mkt Cap (bi \$)	133.88	117.32
tot 24h vol (bi \$)	6.49	5.45
avg 24h Ret (cap wgt)	-1.20%	0.55%
avg 7d ret	24.3%	23.9%
Fear index level	0.7201	



Name	USD	AT high	7D	SD dec	SD mag	SD down	Traded vol	BTC cor 50 day
1 Bitcoin	4003	4025	23%	84%	1.5	50%	3078	1.00
2 Ethereum	293	395	11%	116%	0.7	116%	1359	0.20
3 Ripple	0.2	0.4	-8%	100%	0.5	161%	111	0.02
4 Bitcoin Cash	300.0	571.7	44%	260%	0.9	174%	122	-0.13
5 NEO	50.4	53.0	230%	227%	1.0	26%	399	0.21
6 Litecoin	45.9	54.5	0%	78%	0.9	73%	245	0.50
7 NEM	0.3	0.3	13%	123%	0.9	53%	8	0.62
8 IOTA	0.8	-	89%	-	-	-	37	-
9 Dash	199.2	208.1	4%	81%	0.2	234%	36	0.01
10 Ethereum Cla	14.3	22.0	-9%	92%	0.8	62%	58	0.29

Name	USD	7D	Cap (mio \$)	frfl	Name	USD	7D	Cap (mio \$)	frfl
1 Phoenixcoin	0.08	1972%	0.35	100%	1042 Argus	0.00	-68%	0.01	2%
2 Newbium	0.00	1434%	0.25	28%	1043 PLNcoin	0.25	-68%	0.02	100%
3 Einsteinium	0.00	813%	8.46	100%	1044 SydPak	0.00	-70%	0.01	100%
4 Stox	0.74	690%	52.11	32%	1045 GanjaCoin	0.12	-72%	0.04	24%
5 Emercoin	19.20	473%	44.11	85%	1046 T-coin	0.00	-72%	0.00	0%
6 FirstBlood	21.43	434%	62.73	30%	1047 Pirate Blocl	0.00	-73%	0.00	0%
7 InsaneCoin	0.00	428%	1.56	100%	1048 Rustbits	0.00	-74%	0.35	100%
8 Atomic Coin	0.00	414%	0.26	100%	1049 MikeTheM	0.00	-82%	0.00	14%
9 PRCoin	0.01	391%	0.13	100%	1050 Triangles	0.00	-88%	0.33	100%
10 Wink	0.00	360%	0.00	0%	1051 Wyvern	0.00	-98%	0.02	100%

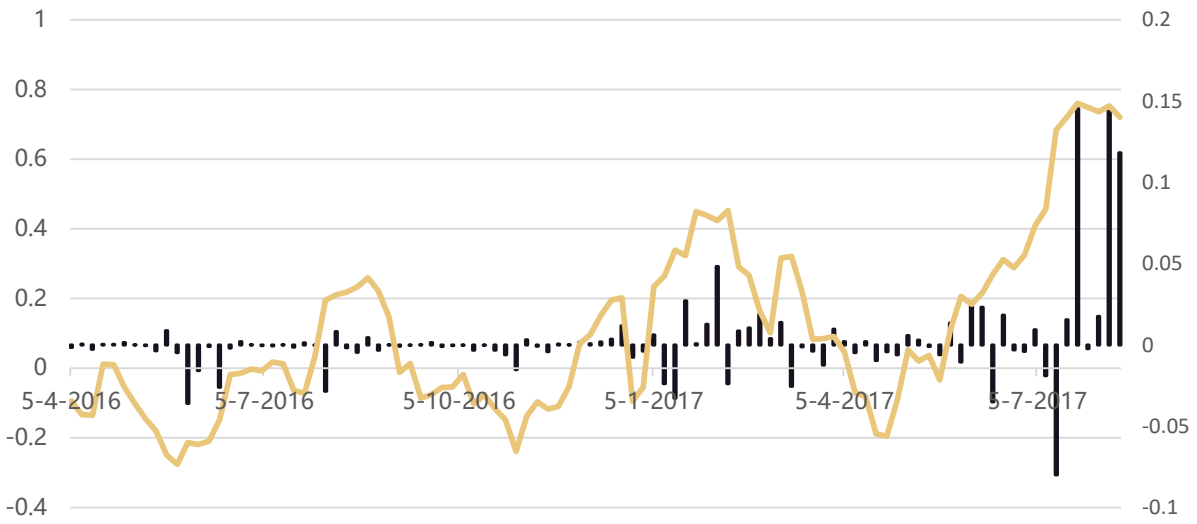


Sources:  
<https://www.cryptocompare.com/>  
<https://coinmarketcap.com/>

BTC\_regression

	Name	B1	SE	R2	Sig	Lagged BTC 1 day, n(30)		
						B1	SE	Sig
1	Bitcoin	1.00	0.00	100%	●	-0.11	0.18	●
2	Ethereum	0.62	0.01	4%	●	0.17	0.23	●
3	Ripple	0.06	0.00	0%	●	0.04	0.19	●
4	Bitcoin Cash	-0.54	0.01	2%	●	-0.22	0.70	●
5	NEO	0.69	0.09	4%	●	1.07	0.61	●
6	Litecoin	0.80	0.00	25%	●	-0.02	0.11	●
7	NEM	0.94	0.00	38%	●	-0.32	0.25	●
8	IOTA	-	-	-		-	-	
9	Dash	0.10	0.02	0%	●	0.01	0.15	●
10	Ethereum Cla	0.57	0.00	8%	●	0.04	0.15	●
11	Qtum	1.34	0.02	7%	●	0.12	0.31	●
12	Monero	0.53	0.00	1%	●	-0.07	0.20	●
13	OmiseGo	-	-	-		-	-	
14	BitConnect	0.65	-0.02	1%	●	1.93	1.80	●
15	Stratis	1.07	0.01	12%	●	0.05	0.31	●

Fear\_index



Name	1h (%)	24h (%)	7d (%)
1 Bitcoin	-1.55	2.93	23.4
2 Ethereum	-1.32	-7.18	10.78
3 Ripple	0.05	-3.68	-7.77
4 Bitcoin Cash	-2.47	-6.83	44.27
5 NEO	2.57	49.69	229.7
6 Litecoin	-0.13	-2.32	0.17
7 NEM	-0.19	-4.77	12.62
8 IOTA	0.06	13.92	89.28
9 Dash	-1.18	-3.7	3.9
10 Ethereum Cla	-0.9	-4.45	-8.59
11 Qtum	0.19	2.98	36.26
12 Monero	-1.91	-2.38	-2.17
13 OmiseGo	1.47	5.03	120.7
14 BitConnect	-4.74	-4.32	25.74
15 Stratis	-1.54	-3.01	-5.05
16 TenX	4.02	0.81	111.5
17 Waves	-1.41	-8.73	0.29
18 EOS	-0.38	-7.88	-12.7
19 Zcash	-0.21	-6.66	1.94
20 BitShares	-0.76	-11.19	-3.61
21 Tether	-0.59	-0.74	-0.25
22 Steem	-3.39	-13.96	-11.8
23 Bytecoin	-1.93	-6.66	5.69
24 Ionomi	-2.4	-6.1	-6.69
25 Lisk	-0.92	-0.85	-0.54
26 Golem	-1.7	-11.83	-14.5
27 Augur	-0.86	-4.42	11.11
28 Veritaseum	-1.28	-2.53	-31.4
29 Status	-0.16	-11.09	-2.91
30 Siacoin	-0.04	-3.1	-22.6
31 Basic Attentic	5.14	-3.32	24.97
32 Stellar Lumen	-0.7	-7.11	-19.5
33 Gnosis	-2.57	-7.43	-11.8
34 Civic	0.08	5.33	181.5
35 Populous	-0.7	-13.39	18.04
36 Dogecoin	-1.21	-3.95	-10.1
37 Metal	-0.59	-10.94	89.21
38 MaidSafeCoir	0.01	-10.76	0.31
39 Byteball	-6.41	-19.57	-47.1
40 Factom	-1.47	-6.32	-11.8
41 DigixDAO	-0.33	-8.29	7.84
42 Ardor	-0.49	1.9	1.39
43 Decred	-1.4	-2.17	-17.3
44 GameCredits	1.94	-7.93	-21.2
45 Komodo	-2.8	-24.52	24.53
46 MCAP	-1.61	-4.8	-12.4
47 ICO	1.16	1.99	126.8
48 DigiByte	-0.45	-7.17	-30.3
49 Storj	2.7	-21.84	285.1
50 Nxt	-1.22	-4.04	-18.9

Sources:

<https://www.cryptocompare.com/><https://coinmarketcap.com/>